

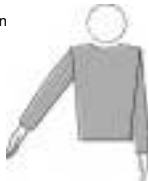







Official Hand Signals (Indoor)	
<p>1. All signals which are made with one hand shall be made with the hand on the side of the team that commits the fault or makes the request.</p> <p>2. After the signal is made, the referee gestures to the player who has committed the fault or the team that has made the request.</p>	
Loss of Rally 	1 Extend the arm in the direction of the team that will serve (palm perpendicular to the floor). R1 R2
Ball crossing plane under net 	2 Point to center line with finger. R1 R2




74

Ball in 	3 Point to attack area of court with open hand (palm facing net). LJ no flag -- both arms extended, palms down. R1 R2 LJ
Ball in 	4 Point with the flag down. R1 R2 LJ
(1) Ball "out" (2) Player illegally in adjacent court 	5 Raise the forearms in a vertical position with hands open, palms facing away from the court. R1 R2 LJ



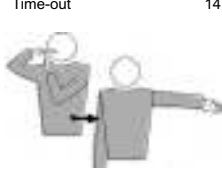
75

Ball "out" 	6 Raise the flag. R1 R2 LJ
Ball "out" after contact with a player 	7 Raise forearm on side that last contacted the ball, with elbow at 90 degrees, palm facing shoulder. Brush fingers of opposite hand once over palm of vertical hand. R1 R2
Ball "out" after contact with a player 	8 Raise the flag to shoulder height in front of body and place the open palm of the other hand on top of flag (No flag - same as signal #7). R1 R2 LJ


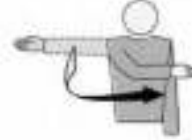

76

(1) Ball outside the antenna (2) Service line fault 	9 (1) Wave the flag and point the arm toward the antenna. (2) Wave the flag and point to the service area. R1 R2 LJ
(1) Line fault (2) Penetration 	10 Point to line with finger. R1 R2
(1) Caught or thrown ball. (2) Ball held against net. 	11 Slowly lift the forearm and hand, with bent elbow, with the palm facing upward from the level of the waist to the level of the chest. R1

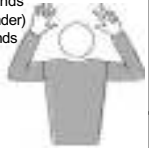
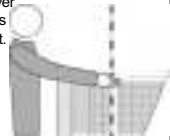

77

Ball illegally contacted more than once by a player. 	12 Raise forearm vertically with two fingers extended. R1
(1) End of game or match (R1). (2) Impossible to judge (LJ) 	13 Cross forearms in front of the chest (palms facing the body). R1 LJ
Time-out 	14 Place the palm of one hand horizontally over the other hand, held in a vertical position, forming the letter "T." Indicate the team requesting the time-out. R1 R2 S



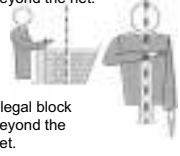
78

Substitution 	15 Make a circular motion of the forearms with closed fists around each other. R1 R2
Authorization for service 	16 Extend arm toward serving team with palm forward. Blow whistle for service and move hand in a sweeping motion to the opposite shoulder. R1
(1) Illegal hit or service (2) Ball not released at time of service (3) Assisted hit 	17 Lift the extended arm (palm up) from the level of the thigh to the level of the chest. R1




79

<p>Delay of service (1) 5 seconds (14-and-under) (2) 8 seconds</p> 	18	<p>(1) Raise forearm vertically with all five digits extended. (2) Raise both arms with eight digits extended.</p>	R1			
<p>(1) Served ball does not cross plane of net, or touches teammate, or fails to reach net. (2) Player commits net fault.</p> 	19	<p>(1) Touch the net. (2) Touch the net and indicate the player committing the fault.</p>	R1	R2		
<p>(1) Double fault (2) Playover (3) Reserve (14-and-under competition)</p> 	20	<p>Raise the thumbs of both hands (hands held close together).</p>	R1			




80

<p>Illegal block or screen</p> 	21	<p>Raise both arms vertically, palms facing forward. Indicate player(s) committing the fault.</p>	R1	R2		
<p>(1) Position fault (2) Rotation fault (3) Illegal substitution (4) Improper substitution</p> 	22	<p>Make a circular motion with index finger. Indicate the player(s) committing the fault.</p>	R1	R2	S	
<p>(1) Illegal attack beyond the net. (2) Illegal block beyond the net.</p> 	23	<p>Hold the forearm (palm down over the top of the net). Indicate the player committing the fault.</p>	R1			


81

<p>(1) Illegal attack. (2) Illegal attack of the serve.</p> 	24	<p>Make a downward motion with the forearm, hand open. Indicate the player committing the fault.</p>	R1	R2		
<p>Ball contacted more than three times by a team.</p> 	25	<p>Raise forearm vertically with four fingers extended.</p>	R1			
<p>Individual sanctions: (1) Penalty (2) Expulsion (3) Disqualification</p> 	26	<p>(1) show a yellow card. (2) Show a red card. (3) Show red and yellow cards in one hand.</p>	R1			

82

<p>Team sanctions: (1) Team delay warning. (2) Team delay penalty.</p> 	27	<p>(1) Place hand against the opposite wrist. (2) Show yellow card held against opposite wrist.</p>	R1			
<p>Change of courts</p> 	28	<p>Raise the forearms front and back and twist them around the body.</p>	R1			
<p>Authorization to enter</p> 	29	<p>Extend the arm on the substitution side and make a forward sweeping motion (palm facing forward).</p>		R2		

83

<p>Illegal contact (used in CO-ED competition)</p> 	30	<p>Place hands together (palms facing each other) overhead.</p>	R1			
--	----	---	----	--	--	--

84