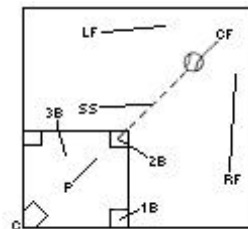


Defensive Strategies

Base Hit - Bases Empty - Ball hit to CF

Play goes to 2nd

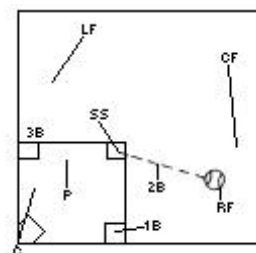
- Pitcher:** Backup cutoff man (SS)
- Catcher:** Cover home
- 1st Base:** Check touch of first base by runner / Cover 1st
- 2nd Base:** Receive throw from cutoff man (SS)
- 3rd Base:** Cover 3rd
- Short Stop:** Move to outfield and cutoff 2nd (Receive throw from CF)
- Left:** Backup CF
- Center:** Field Ball / Throw to cutoff man (SS)
- Right:** Backup CF
- Note:** Throw to cutoff man only if necessary, otherwise throw directly to 2nd



Base Hit - Bases Empty - Ball hit to RF

Play goes to 2nd

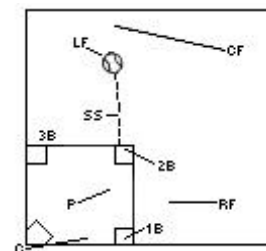
- Pitcher:** Backup cutoff man (2nd baseman)
- Catcher:** Move to backup position between 3rd/HM. After ball is received at 2nd, return to HM.
- 1st Base:** Check touch of first base by runner / Cover 1st
- 2nd Base:** Move to outfield to cutoff 2nd (Receive throw from RF)
- 3rd Base:** Cover 3rd
- Short Stop:** Cover 2nd. Receive throw from cutoff (2nd baseman)
- Left:** Backup 2nd base
- Center:** Backup RF
- Right:** Field Ball / Throw to cutoff (2nd baseman)
- Note:** Throw to cutoff man only if necessary, otherwise throw directly to 2nd



Base Hit - Bases Empty - Ball hit to LF

Play goes to 2nd

- Pitcher:** Backup cutoff man (SS)
- Catcher:** Move to backup position between 1st/HM. After ball is received at 2nd, return to HM.
- 1st Base:** Check touch of first base by runner / Cover 1st base
- 2nd Base:** Receive throw from cutoff man (SS)
- 3rd Base:** Cover 3rd
- Short Stop:** Move to outfield to cutoff 2nd base (Receive throw from LF)
- Left:** Field Ball / Throw to cutoff man (SS)
- Center:** Backup LF
- Right:** Backup 2nd base
- Note:** Throw to cutoff man only if necessary, otherwise throw directly to 2nd

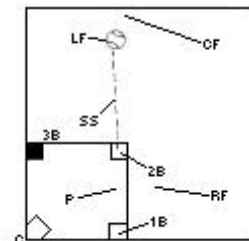


Defensive Strategies

Base Hit - Runner on 3rd - Ball hit to LF

Play goes to 2nd

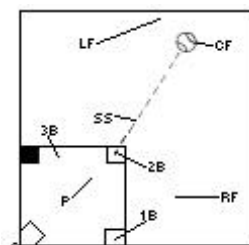
- Pitcher:** Backup 2nd base
- Catcher:** Cover HM
- 1st Base:** Cover 1st and watch for touch
- 2nd Base:** Cover 2nd, take throw from cutoff (SS)
- 3rd Base:** Cover 3rd base
- Short Stop:** Take cutoff from LF
- Left:** Field ball and make throw to cutoff (SS)
- Center:** Backup LF
- Right:** Move in towards infield
- Note:** Throw to cutoff man only if necessary, otherwise throw directly to 2nd



Base Hit - Runner on 3rd - Ball hit to CF

Play goes to 2nd

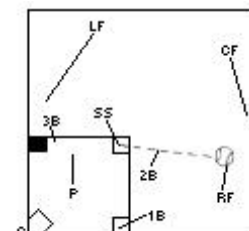
- Pitcher:** Backup 2nd base
- Catcher:** Cover HM
- 1st Base:** Cover 1st and watch for touch
- 2nd Base:** Cover 2nd, take throw from cutoff (SS)
- 3rd Base:** Move in towards infield
- Short Stop:** Take cutoff from CF, throw to 2nd
- Left:** Backup CF
- Center:** Field ball and make throw to cutoff (SS)
- Right:** Move in towards infield
- Note:** Throw to cutoff man only if necessary, otherwise throw directly to 2nd



Base Hit - Runner on 3rd - Ball hit to RF

Play goes to 2nd

- Pitcher:** Move towards area between 2nd and 3rd
- Catcher:** Cover HM
- 1st Base:** Cover 1st and watch for touch
- 2nd Base:** Cutoff RF, throw to 2nd
- 3rd Base:** Backup SS covering 2nd base
- Short Stop:** Cover 2nd, take throw from cutoff (2nd baseman)
- Left:** Backup near 3rd
- Center:** Backup RF
- Right:** Field ball and make throw to cutoff (2nd baseman)
- Note:** Throw to cutoff man only if necessary, otherwise throw directly to 2nd

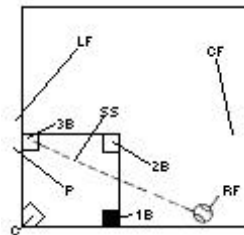


Defensive Strategies

Base Hit - Runner(s) on 1st or 1st and 3rd - Ball hit to RF

Play goes to 3rd

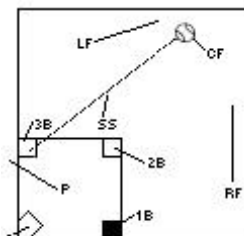
- Pitcher:** Backup 3rd
- Catcher:** Cover home
- 1st Base:** Check touch of first base by runner / Cover 1st
- 2nd Base:** Cover 2nd
- 3rd Base:** Cover 3rd
- Short Stop:** Move to infield and cutoff 3rd (Receive throw from RF)
- Left:** Backup 3rd base
- Center:** Backup RF
- Right:** Field ball / Throw to cutoff man (SS)
- Note:** Throw to cutoff man only if necessary, otherwise throw directly to 3rd



Base Hit - Runner(s) on 1st or 1st and 3rd - Ball hit to CF

Play goes to 3rd

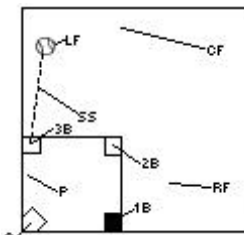
- Pitcher:** Backup 3rd
- Catcher:** Cover home
- 1st Base:** Check touch of first base by runner / Cover 1st
- 2nd Base:** Cover 2nd
- 3rd Base:** Cover 3rd
- Short Stop:** Move to outfield and cutoff 3rd (Receive throw from CF)
- Left:** Backup CF
- Center:** Field Ball / Throw to cutoff (SS)
- Right:** Backup CF
- Note:** Throw to cutoff man only if necessary, otherwise throw directly to 3rd



Base Hit - Runner(s) on 1st or 1st and 3rd - Ball hit to LF

Play goes to 3rd

- Pitcher:** Backup 3rd
- Catcher:** Cover home
- 1st Base:** Check touch of first base by runner / Cover 1st
- 2nd Base:** Cover 2nd
- 3rd Base:** Cover 3rd, receive throw from cutoff man (SS)
- Short Stop:** Move to outfield and cutoff 3rd (Receive throw from LF)
- Left:** Field Ball/ Throw to cutoff (SS)
- Center:** Backup LF
- Right:** Move in towards infield
- Note:** Throw to cutoff man only if necessary, otherwise throw directly to 3rd

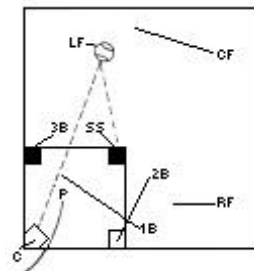


Defensive Strategies

Base Hit - Runner(s) on 2nd or 2nd and 3rd - Ball hit to LF

Play goes to Home or 2nd

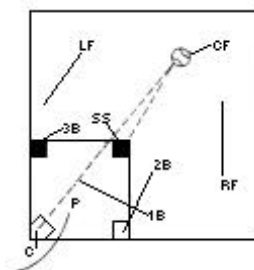
- Pitcher:** Backup Catcher
- Catcher:** Cover HM
- 1st Base:** Move to area between HM and LF, cutoff HM taking throw from LF.
- 2nd Base:** Cover 1st and watch for touch
- 3rd Base:** Cover 3rd base
- Short Stop:** Cover 2nd
- Left:** Field ball and make throw to cutoff (1st baseman)
- Center:** Backup LF
- Right:** Move in towards infield
- Note:** Throw to cutoff man only if necessary, otherwise throw directly to HM



Base Hit - Runner(s) on 2nd or 2nd and 3rd - Ball hit to CF

Play goes to Home

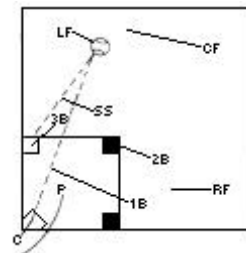
- Pitcher:** Backup Catcher
- Catcher:** Cover HM
- 1st Base:** Move to area near mound, cutoff HM taking throw from CF.
- 2nd Base:** Cover 1st and watch for touch
- 3rd Base:** Cover 3rd base
- Short Stop:** Cover 2nd
- Left:** Backup 3rd base
- Center:** Field ball and make throw to cutoff (1st baseman)
- Right:** Backup CF
- Note:** Throw to cutoff man only if necessary, otherwise throw directly to HM



Base Hit - Runner(s) on 1st and 2nd or loaded - Ball hit to LF

Play goes to Home

- Pitcher:** Backup Catcher
- Catcher:** Cover HM
- 1st Base:** Move to infield between LF and HM to cutoff HM (Receive throw from LF)
- 2nd Base:** Cover 2nd base
- 3rd Base:** Cover 3rd
- Short Stop:** Take cutoff from LF if play at 3rd
- Left:** Field Ball / Throw to cutoff man (SS) or 1st baseman
- Center:** Backup LF
- Right:** Move in towards infield
- Note:** Throw to cutoff man only if necessary, otherwise throw directly to play

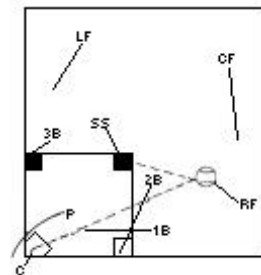


Defensive Strategies

Base Hit - Runner(s) on 2nd or 2nd and 3rd - Ball hit to RF

Play goes to Home

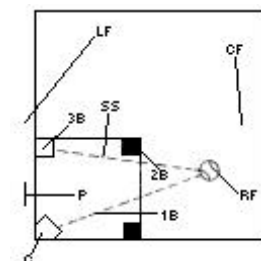
- Pitcher:** Backup Catcher
- Catcher:** Cover HM
- 1st Base:** Move up into infield, cutoff HM taking throw from RF.
- 2nd Base:** Cover 1st and watch for touch
- 3rd Base:** Cover 3rd base
- Short Stop:** Cover 2nd
- Left:** Backup 3rd
- Center:** Backup RF
- Right:** Field ball and make throw to cutoff (1st baseman)
- Note:** Throw to cutoff man only if necessary, otherwise throw directly to HM



Base Hit - Runner(s) on 1st and 2nd or loaded - Ball hit to RF

Play goes to Home or 3rd

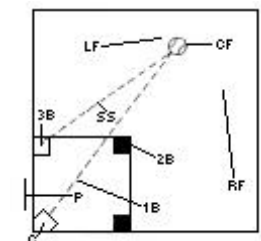
- Pitcher:** Go between 3rd and HM to backup wherever throw goes
- Catcher:** Cover HM
- 1st Base:** Cutoff HM taking throw from RF. Throw to home or in front of lead runner
- 2nd Base:** Cover 2nd base
- 3rd Base:** Cover 3rd base
- Short Stop:** Cutoff 3rd if play is at 3rd base
- Left:** Backup 3rd
- Center:** Backup RF
- Right:** Field ball and make throw to cutoff man (1st or SS)
- Note:** Throw to cutoff man only if necessary, otherwise throw directly to play



Base Hit - Runner(s) on 1st and 2nd or loaded - Ball hit to CF

Play goes to Home

- Pitcher:** Go between 3rd and HM to backup wherever throw goes
- Catcher:** Cover HM
- 1st Base:** Cutoff HM taking throw from CF if play is at HM
- 2nd Base:** Cover 2nd base
- 3rd Base:** Cover 3rd base
- Short Stop:** Cutoff HM taking throw from CF if play is at 3rd
- Left:** Backup CF / **Make backup call if ball is hit to left CF or CF
- Center:** Field ball and listen for backup call directions from fielder
- Right:** Backup CF / **Make backup call if ball is hit to right CF
- Note:** ** Outfielder tells the player fielding the ball which cutoff man to throw to

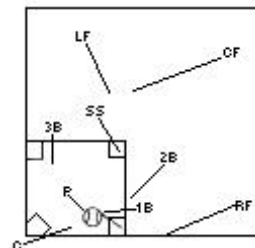


Defensive Strategies

Bunt - Bases Empty - Ball hit towards Pitcher

Play goes to 1st base

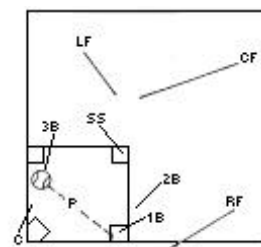
- Pitcher:** Field ball and throw to 1st base
- Catcher:** Move towards ball to possibly field it
- 1st Base:** Cover 1st base
- 2nd Base:** Move toward 1st base to backup
- 3rd Base:** Move towards ball to possibly field it
- Short Stop:** Cover 2nd base
- Left:** Move in towards 2nd base and backup
- Center:** Move in towards 2nd base and backup
- Right:** Backup 1st base. Align with infielder making throw
- Note:**



Bunt - Bases Empty - Ball hit towards 3rd base

Play goes to 1st base

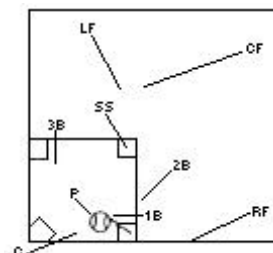
- Pitcher:** Move towards ball to possibly field it
- Catcher:** Move towards ball to possibly field it
- 1st Base:** Cover 1st base
- 2nd Base:** Move toward 1st base to backup
- 3rd Base:** Field ball and throw to 1st base
- Short Stop:** Cover 2nd base
- Left:** Move in towards 2nd base and backup
- Center:** Move in towards 2nd base and backup
- Right:** Backup 1st base. Align with infielder making throw
- Note:**



Bunt - Bases Empty - Ball hit towards 1st base

Play goes to 1st base

- Pitcher:** Move towards ball to possibly field it
- Catcher:** Move towards ball to possibly field it
- 1st Base:** Field ball and throw to 1st base
- 2nd Base:** Move toward 1st base to backup/cover 1st base
- 3rd Base:** Field ball and throw to 1st base
- Short Stop:** Cover 2nd base
- Left:** Move in towards 2nd base and backup
- Center:** Move in towards 2nd base and backup
- Right:** Backup 1st base. Align with infielder making throw
- Note:** If 1st baseman is pulled to far from bag when fielding ball, 2nd baseman should cover 1st base.

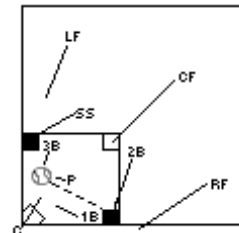


Defensive Strategies

Bunt - Runner on 1st and 3rd - Bunted towards 3rd/ Squeeze Bunt

Catchers directions

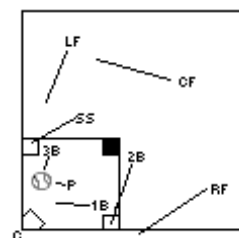
- Pitcher:** Field ball if possible and listen to catcher direct the throw
- Catcher:** Field ball if possible and listen to catcher direct the throw
- 1st Base:** Move in towards infield, field ball if possible and listen to catcher direct the throw
- 2nd Base:** Cover 1st base
- 3rd Base:** Move in towards infield, field ball and listen to catcher direct the throw
- Short Stop:** Cover 3rd base
- Left:** Backup 3rd base
- Center:** Cover 2nd
- Right:** Backup near 1st base
- Note:** Hold runner as long as possible before making a throw to 1st



Bunt - Runners on base - Bunted towards 3rd/ Sacrifice Bunt

Catchers directions - Get the out at 3rd

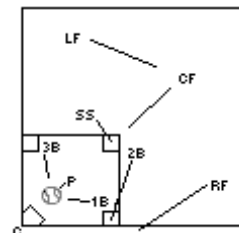
- Pitcher:** Delay pitch until SS breaks for 3rd. Field ball if possible and listen to catcher direct play
- Catcher:** Field ball if possible and direct the remainder of the play
- 1st Base:** Move in towards infield, field ball if possible and listen to catcher direct the throw
- 2nd Base:** Cover 1st base
- 3rd Base:** Move in towards infield, field ball if possible and listen to catcher direct the throw
- Short Stop:** Break for 3rd base when pitcher is in set position. Cover 3rd base.
- Left:** Backup near 3rd base
- Center:** Backup LF
- Right:** Backup near 1st base
- Note:**



Bunt - Runners on base - Bunted to Pitcher/ Sacrifice Bunt

Catchers directions - Get the out at 1st

- Pitcher:** Field ball and listen to catcher direct the throw
- Catcher:** Field ball if possible and direct the remainder of the play
- 1st Base:** Move in towards infield, field ball if possible and listen to catcher direct the throw
- 2nd Base:** Cover 1st base
- 3rd Base:** Move in towards infield, field ball if possible and listen to catcher direct the throw
- Short Stop:** Cover 2nd base
- Left:** Backup CF
- Center:** Backup near 2nd base
- Right:** Backup near 1st base
- Note:**

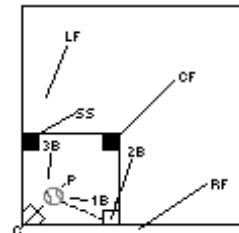


Defensive Strategies

Bunt - Runners on 2nd and 3rd or Loaded - Bunted towards Pitcher/ Squeeze Bunt

Catchers directions

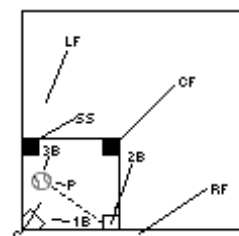
- Pitcher:** Field ball if possible and listen to catcher direct the throw
Catcher: Cover HM
1st Base: Move in towards infield, field ball if possible and listen to catcher direct the throw
2nd Base: Cover 1st base
3rd Base: Move towards HM
Short Stop: Cover 3rd base
Left: Backup 3rd base
Center: Cover 2nd
Right: Backup near 1st base
Note: Hold runner at 3rd for as long as possible before making a throw 1st



Bunt - Runners on 2nd and 3rd or Loaded - Bunted towards 3rd/ Squeeze Bunt

Catchers directions

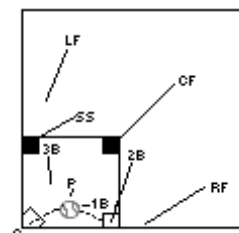
- Pitcher:** Field ball if possible and listen to catcher direct the throw
Catcher: Cover HM
1st Base: Move towards catcher
2nd Base: Cover 1st base
3rd Base: Move in towards infield, field ball if possible and listen to catcher direct the throw
Short Stop: Cover 3rd base
Left: Backup 3rd base
Center: Cover 2nd
Right: Backup near 1st base
Note:



Bunt - Runners on 2nd and 3rd or Loaded - Bunted towards 1st/ Squeeze Bunt

Catchers directions

- Pitcher:** Field ball if possible and listen to catcher direct the throw
Catcher: Cover HM call directions for throw
1st Base: Move in towards infield, field ball if possible and listen to catcher direct the throw
2nd Base: Cover 1st base
3rd Base: Move towards HM
Short Stop: Cover 3rd base
Left: Backup 3rd base
Center: Cover 2nd
Right: Backup near 1st base
Note: Hold runner at 3rd as long as possible before making throw a to 1st

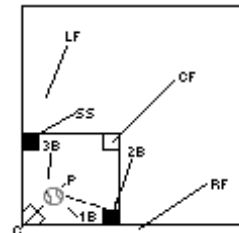


Defensive Strategies

Bunt - Runners on 1st and 3rd - Bunted towards Pitcher/ Squeeze Bunt

Catchers directions

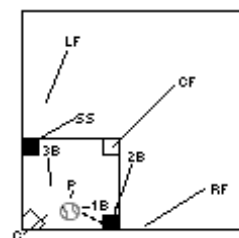
- Pitcher:** Field ball if possible and listen to catcher direct the throw
- Catcher:** Field ball if possible and make the throw
- 1st Base:** Move in towards infield, field ball if possible and listen to catcher direct the throw
- 2nd Base:** Cover 1st base
- 3rd Base:** Move in towards infield, field ball if possible and listen to catcher direct the throw
- Short Stop:** Cover 3rd base
- Left:** Backup 3rd base
- Center:** Cover 2nd
- Right:** Backup near 1st base
- Note:**



Bunt - Runners on 1st and 3rd - Bunted towards 1st/ Squeeze Bunt

Catchers directions

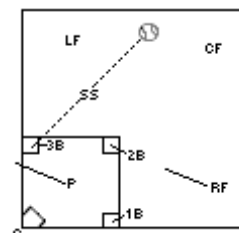
- Pitcher:** Field ball if possible and listen to catcher direct the throw
- Catcher:** Field ball if possible and make the throw
- 1st Base:** Move in towards infield, field ball if possible and listen to catcher direct the throw
- 2nd Base:** Cover 1st base
- 3rd Base:** Move in towards infield, field ball if possible and listen to catcher direct the throw
- Short Stop:** Cover 3rd base
- Left:** Backup 3rd base
- Center:** Cover 2nd
- Right:** Backup near 1st base
- Note:** 2nd baseman covering 1st would throw to HM if runner on 3rd attempts to advance after ball is thrown to 1st



Double or Triple - Bases Empty - Ball hit to LEFT CENTER GAP

Play goes to 3rd Base

- Pitcher:** Backup 3rd
- Catcher:** Cover HM
- 1st Base:** Check for touch. Trail behind runner to about halfway between 1st and 2nd.
- 2nd Base:** Cover 2nd base, trail runner and stop at about 20 feet behind cutoff man (SS)
- 3rd Base:** Cover 3rd base
- Short Stop:** Cutoff 3rd base
- Left:** Backup CF
- Center:** Field ball and make throw to cutoff man (SS)
- Right:** Move in and backup near 2nd base
- Note:** Throw to cutoff man only if necessary, otherwise throw directly to 3rd

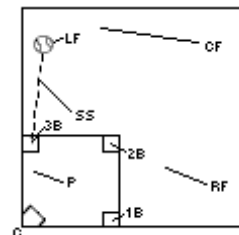


Defensive Strategies

Double or Triple - Bases Empty - Ball hit to LF LINE

Play goes to 3rd Base

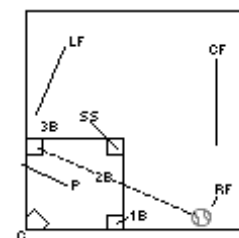
- Pitcher:** Backup 3rd
- Catcher:** Cover HM
- 1st Base:** Check for touch. Trail behind runner to about halfway between 1st and 2nd.
- 2nd Base:** Cover 2nd base, trail runner and stop at about 20 feet behind cutoff man (SS)
- 3rd Base:** Cover 3rd base
- Short Stop:** Cutoff 3rd base
- Left:** Field ball and make throw to cutoff man (SS)
- Center:** Backup LF
- Right:** Move in and backup near 2nd base
- Note:** Throw to cutoff man only if necessary, otherwise throw directly to 3rd



Double or Triple - Bases Empty - Ball hit to RF LINE

Play goes to 3rd Base

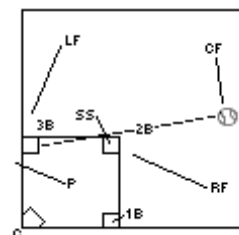
- Pitcher:** Backup 3rd
- Catcher:** Cover HM
- 1st Base:** Check for touch. Trail behind runner to about halfway between 1st and 2nd.
- 2nd Base:** Cutoff 3rd base, receive throw from RF
- 3rd Base:** Cover 3rd base
- Short Stop:** Cover 2nd base, trail runner and stop at about 20 feet behind cutoff man (2nd baseman)
- Left:** Backup near 3rd base
- Center:** Backup RF
- Right:** Field ball and make throw to cutoff man (2nd baseman)
- Note:** Throw to cutoff man only if necessary, otherwise throw directly to 3rd



Double or Triple - Bases Empty - Ball hit to RIGHT CENTER GAP

Play goes to 3rd Base

- Pitcher:** Backup 3rd
- Catcher:** Cover HM
- 1st Base:** Check for touch. Trail behind runner to about halfway between 1st and 2nd.
- 2nd Base:** Cutoff 3rd receiving throw from CF
- 3rd Base:** Cover 3rd base
- Short Stop:** Cover 2nd base, trail runner and stop at about 20 feet behind cutoff man (2nd base man)
- Left:** Backup near 3rd base
- Center:** Field ball and make throw to cutoff man (2nd baseman)
- Right:** Move in and backup near 2nd base
- Note:** Throw to cutoff man only if necessary, otherwise throw directly to 3rd

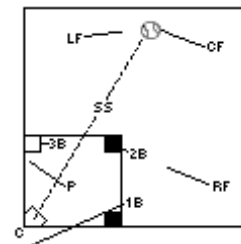


Defensive Strategies

Double or Triple - Runners on Base - Ball hit to LEFT CENTER GAP

Play goes to HM

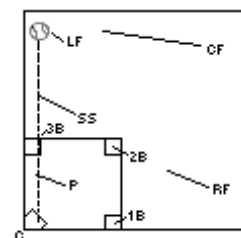
- Pitcher:** Backup 3rd
- Catcher:** Cover HM
- 1st Base:** Backup Catcher
- 2nd Base:** Cover 2nd base, trail runner and stop at about 20 feet behind cutoff man (SS)
- 3rd Base:** Cover 3rd base
- Short Stop:** Cutoff HM receiving throw from CF
- Left:** Backup CF
- Center:** Field ball and make throw to cutoff man (SS)
- Right:** Move in and backup near 2nd base
- Note:** Throw to cutoff man only if necessary, otherwise throw directly to HM



Double or Triple - Runners On Base - Ball hit to LF LINE

Play goes to HM

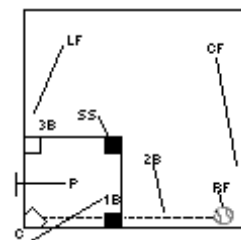
- Pitcher:** Backup 3rd
- Catcher:** Cover HM
- 1st Base:** Check for touch. Trail behind runner to about halfway between 1st and 2nd.
- 2nd Base:** Cover 2nd base, trail runner and stop at about 20 feet behind cutoff man (SS)
- 3rd Base:** Cover 3rd base
- Short Stop:** Cutoff HM receiving throw from LF
- Left:** Field ball and make throw to cutoff man (SS)
- Center:** Backup LF
- Right:** Move in and backup near 2nd base
- Note:** Throw to cutoff man only if necessary, otherwise throw directly to HM



Double or Triple - Runners on Base - Ball hit to RF LINE

Play goes to HM

- Pitcher:** Go between 3rd and HM to backup wherever throw goes
- Catcher:** Cover HM
- 1st Base:** Backup Catcher
- 2nd Base:** Cutoff HM receiving throw from RF
- 3rd Base:** Cover 3rd base
- Short Stop:** Cover 2nd base, trail runner and stop at about 20 feet behind cutoff man (2ndbaseman)
- Left:** Backup near 3rd base
- Center:** Backup RF
- Right:** Field ball and make throw to cutoff man (2nd baseman)
- Note:** Throw to cutoff man only if necessary, otherwise throw directly to HM

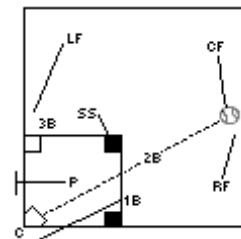


Defensive Strategies

Double or Triple - Runners on Base - Ball hit to RIGHT CENTER GAP

Play goes to HM

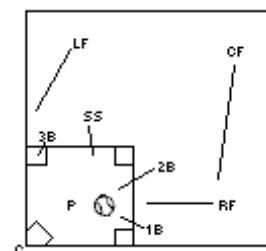
- Pitcher:** Go between 3rd and HM to backup wherever throw goes
- Catcher:** Cover HM
- 1st Base:** Backup Catcher
- 2nd Base:** Cutoff HM receiving ball from CF
- 3rd Base:** Cover 3rd base
- Short Stop:** Cover 2nd base, trail runner and stop at about 20 feet behind cutoff man (2nd base man)
- Left:** Backup near 3rd
- Center:** Field ball and make throw to cutoff man (2nd baseman)
- Right:** Backup CF
- Note:** Throw to cutoff man only if necessary, otherwise throw directly to HM



Infield Fly - Empty or Runners on base - Ball hit to RIGHT SIDE INFIELD

Any possible additional out if flyball caught is not 3rd out

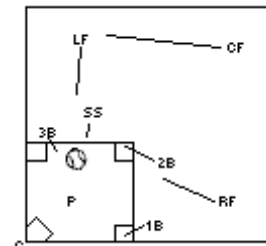
- Pitcher:** Direct the infield players and make sure everyone knows who is making the catch.
- Catcher:** Cover HM
- 1st Base:** Call (has third possible call) and then throw to next possible out
- 2nd Base:** Call (has second possible call) and then throw to next possible out
- 3rd Base:** Cover 3rd base
- Short Stop:** Cover 2nd base
- Left:** Backup near 3rd
- Center:** Backup near RF
- Right:** Call (has first possible call) and then throw to next possible out
- Note:** All fly balls belong to the outfield unless called by an infielder. Thus the RF has 1st possible call.



Infield Fly - Empty or Runners on base - Ball hit to LEFT SIDE INFIELD

Any possible additional out if flyball caught is not 3rd out

- Pitcher:** Direct the infield players and make sure everyone knows who is making the catch.
- Catcher:** Cover HM
- 1st Base:** Cover 1st base
- 2nd Base:** Cover 2nd base
- 3rd Base:** Call (has third possible call) and then throw to next possible out
- Short Stop:** Call (has second possible call) and then throw to next possible out
- Left:** Call (has first possible call) and then throw to next possible out
- Center:** Backup near LF
- Right:** Backup near 2nd base
- Note:** All fly balls belong to the outfield unless called off by an infielder. Thus, the LF has 1st possible call.

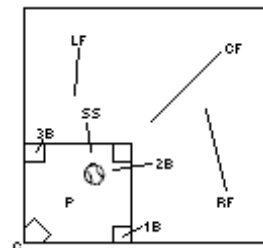


Defensive Strategies

Infield Fly - Empty or Runners on base - Ball hit to MIDDLE INFIELD

Go for additional out if flyball caught is not 3rd out

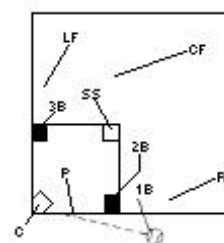
- Pitcher:** Direct the infield players and make sure everyone knows who is making the catch.
Catcher: Cover HM
1st Base: Cover 1st base
2nd Base: Call (has second possible call) and then throw to next possible out
3rd Base: Cover 3rd base
Short Stop: Call (has second possible call) and then throw to next possible out
Left: Backup CF
Center: Call (has first possible call) and then throw to next possible out
Right: Backup CF
Note: All fly balls belong to the outfield unless called off by an infielder. Thus, the CF has 1st possible call.



Misc. - Popup behind 1st base (Foul) - Runners on 1st or 1st and 3rd

Make the catch and hold runners

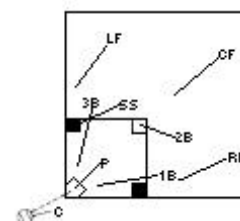
- Pitcher:** Cutoff HM, listen for catcher's directions
Catcher: Cover HM, direct pitcher to "Cut" or "Let it go"
1st Base: Make catch, make throw to HM or cutoff
2nd Base: Cover 1st base
3rd Base: Cover 3rd base
Short Stop: Cover 2nd base
Left: Backup 3rd
Center: Move towards 2nd
Right: Move towards 1st
Note:



Misc. - Wild Pitch, runners on 1st and 3rd - Possible stolen base(s)

Pitcher's instructions

- Pitcher:** Cover HM, direct throw
Catcher: Recover ball
1st Base: Charge towards HM
2nd Base: Cover 2nd base
3rd Base: Charge towards HM
Short Stop: Cover 3rd base
Left: Backup 3rd
Center: Move towards 2nd
Right: Move towards 1st
Note:

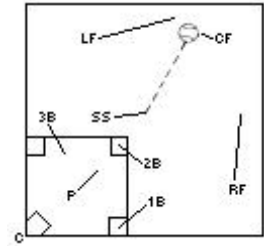


Defensive Strategies

Outfield Fly - Bases Empty - Ball hit to CF

Ball caught for out

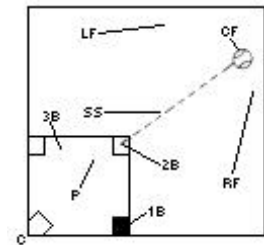
- Pitcher:** Backup 2nd base for possible throw if ball not caught
- Catcher:** Cover HM
- 1st Base:** Cover 1st
- 2nd Base:** Cover 2nd
- 3rd Base:** Backup SS
- Short Stop:** Cutoff CF for possible throw to 1st or 2nd if ball is not caught
- Left:** Backup CF
- Center:** Catch fly ball
- Right:** Backup CF
- Note:**



Outfield Fly - Runner on 1st - Ball hit to CF

Ball caught for out/ throw to 2nd

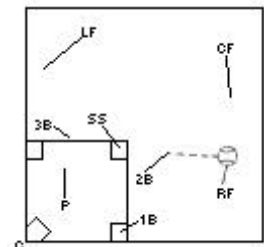
- Pitcher:** Backup 2nd base
- Catcher:** Cover HM
- 1st Base:** Cover 1st
- 2nd Base:** Cover 2nd
- 3rd Base:** Move towards infield a little and towards 2nd base
- Short Stop:** Cutoff CF, throw to 2nd
- Left:** Backup CF
- Center:** Make catch and throw to cutoff (SS)
- Right:** Backup CF
- Note:** Throw to cutoff only if necessary, otherwise throw directly to 2nd base



Outfield Fly - Bases Empty - Ball hit to RF

Ball caught for out

- Pitcher:** Backup 2nd base for possible throw if ball not caught
- Catcher:** Cover HM
- 1st Base:** Cover 1st
- 2nd Base:** Cutoff RF for possible throw to 1st or 2nd if ball is not caught
- 3rd Base:** Move towards 2nd base
- Short Stop:** Cover 2nd base
- Left:** Backup SS covering 2nd base
- Center:** Backup RF
- Right:** Catch fly ball
- Note:**

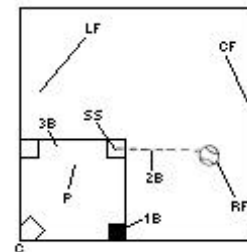


Defensive Strategies

Outfield Fly - Runner on 1st - Ball hit to RF

Ball caught for out/ throw to 2nd

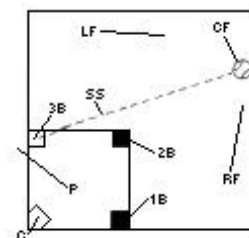
- Pitcher:** Backup 2nd base (covered by SS)
- Catcher:** Cover HM
- 1st Base:** Cover 1st
- 2nd Base:** Cutoff RF, throw to 2nd (covered by SS)
- 3rd Base:** Move towards infield a little and towards 2nd base
- Short Stop:** Cover 2nd base
- Left:** Backup 3rd base
- Center:** Backup RF
- Right:** Make catch and throw to cutoff (2nd baseman)
- Note:** Throw to cutoff only if necessary, otherwise throw directly to 2nd base



Outfield Fly - Runner on 1st and 2nd - Ball hit to CF

Ball caught for out/ throw to 3rd

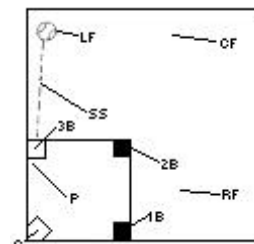
- Pitcher:** Backup 3rd
- Catcher:** Cover HM
- 1st Base:** Cover 1st
- 2nd Base:** Cover 2nd
- 3rd Base:** Cover 3rd receive throw from cutoff (SS)
- Short Stop:** Cutoff CF, throw to 3rd
- Left:** Backup CF
- Center:** Make catch and throw to cutoff (SS)
- Right:** Backup CF
- Note:** Throw to cutoff only if necessary, otherwise throw directly to HM



Outfield Fly - Runner on 1st and 2nd - Ball hit to LF

Ball caught for out/ throw to 3rd

- Pitcher:** Backup 3rd
- Catcher:** Cover HM
- 1st Base:** Cover 1st
- 2nd Base:** Cover 2nd
- 3rd Base:** Cover 3rd receive throw from cutoff (SS)
- Short Stop:** Cutoff LF, throw to 3rd
- Left:** Make catch and throw to cutoff (SS)
- Center:** Move towards LF
- Right:** Move towards infield
- Note:** Throw to cutoff only if necessary, otherwise throw directly to HM

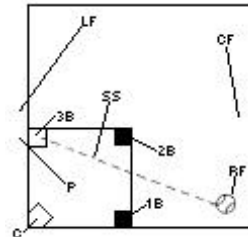


Defensive Strategies

Outfield Fly - Runner on 1st and 2nd - Ball hit to RF

Ball caught for out/ throw to 3rd

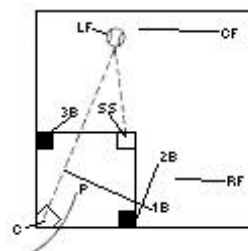
- Pitcher:** Backup 3rd
- Catcher:** Cover HM
- 1st Base:** Cover 1st
- 2nd Base:** Cover 2nd
- 3rd Base:** Cover 3rd receive throw from cutoff (SS)
- Short Stop:** Cutoff RF positioned in the infield near the mound, throw to 3rd
- Left:** Backup 3rd
- Center:** Backup RF
- Right:** Make catch and throw to cutoff (SS)
- Note:** Throw to cutoff only if necessary, otherwise throw directly to HM



Outfield Fly - Runner on 1st and 3rd - Ball hit to LF

Ball caught for out/ throw to HM

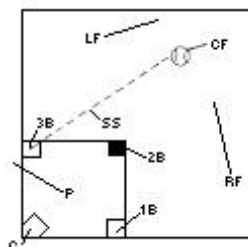
- Pitcher:** Backup 3rd
- Catcher:** Cover HM
- 1st Base:** Cutoff LF positioned in the infield near the mound, throw to HM
- 2nd Base:** Cover 1st
- 3rd Base:** Cover 3rd
- Short Stop:** Cutoff 2nd, receive possible throw from LF
- Left:** Make catch and throw to cutoff (1st baseman)
- Center:** Backup LF
- Right:** Move in towards infield
- Note:** Throw to cutoff only if necessary, otherwise throw directly to HM



Outfield Fly - Runner on 2nd - Ball hit to CF

Ball caught for out/ throw to 3rd

- Pitcher:** Backup 3rd just outside foul line
- Catcher:** Cover HM
- 1st Base:** Cover 1st
- 2nd Base:** Cover 2nd
- 3rd Base:** Cover 3rd take throw from cutoff (SS)
- Short Stop:** Cutoff CF, throw to 3rd
- Left:** Backup CF
- Center:** Make catch and throw to cutoff (SS)
- Right:** Backup CF
- Note:** Throw to cutoff only if necessary, otherwise throw directly to 3rd base

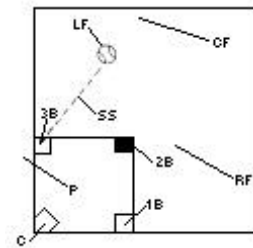


Defensive Strategies

Outfield Fly - Runner on 2nd - Ball hit to LF

Ball caught for out/ throw to 3rd

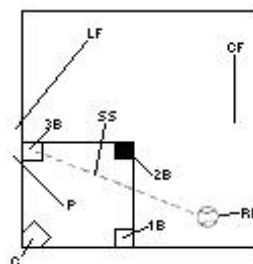
- Pitcher:** Backup 3rd just outside foul line
- Catcher:** Cover HM
- 1st Base:** Cover 1st
- 2nd Base:** Cover 2nd
- 3rd Base:** Cover 3rd take throw from cutoff (SS)
- Short Stop:** Cutoff LF, throw to 3rd
- Left:** Make catch and throw to cutoff (SS)
- Center:** Backup LF
- Right:** Backup 2nd base
- Note:** Throw to cutoff only if necessary, otherwise throw directly to 3rd base



Outfield Fly - Runner on 2nd - Ball hit to RF

Ball caught for out/ throw to 3rd

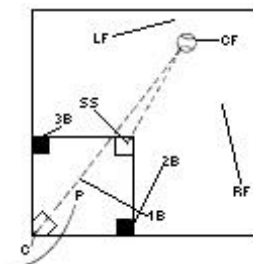
- Pitcher:** Backup 3rd just outside foul line
- Catcher:** Cover HM
- 1st Base:** Cover 1st
- 2nd Base:** Cover 2nd
- 3rd Base:** Cover 3rd take throw from cutoff (SS)
- Short Stop:** Move to infield, cutoff RF, throw to 3rd
- Left:** Backup 3rd
- Center:** Move towards RF
- Right:** Make catch and throw to cutoff (SS)
- Note:** Throw to cutoff only if necessary, otherwise throw directly to 3rd base



Outfield Fly - Runner on 1st and 3rd - Ball hit to CF

Ball caught for out/ throw to HM

- Pitcher:** Backup Catcher
- Catcher:** Cover HM
- 1st Base:** Cutoff CF positioned in the infield near the mound, throw to HM
- 2nd Base:** Cover 1st
- 3rd Base:** Cover 3rd
- Short Stop:** Cover 2nd, receive possible throw from CF
- Left:** Backup CF
- Center:** Make catch and throw to cutoff (1st baseman)
- Right:** Backup CF
- Note:** Throw to cutoff only if necessary, otherwise throw directly to HM

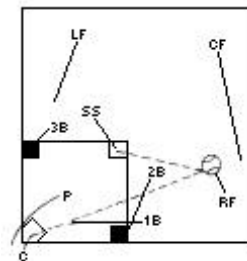


Defensive Strategies

Outfield Fly - Runner on 1st and 3rd - Ball hit to RF

Ball caught for out/ throw to HM or 2nd base

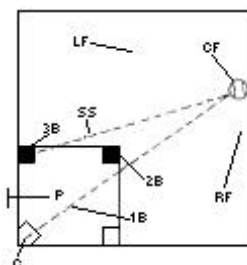
- Pitcher:** Backup Catcher
- Catcher:** Cover HM
- 1st Base:** Cutoff CF positioned in the infield, throw to HM
- 2nd Base:** Cover 1st
- 3rd Base:** Cover 3rd
- Short Stop:** Cover 2nd, receive possible throw from RF
- Left:** Backup 3rd
- Center:** Backup RF
- Right:** Make catch and throw to cutoff (1st baseman)
- Note:** Throw to cutoff only if necessary, otherwise throw directly to HM



Outfield Fly - Runner on 2nd and 3rd or Loaded - Ball hit to CF

Ball caught for out/ throw to HM or 3rd

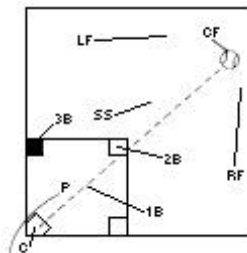
- Pitcher:** Backup Catcher
- Catcher:** Cover HM
- 1st Base:** Cutoff CF positioned in the infield, throw to HM
- 2nd Base:** Cover 2nd
- 3rd Base:** Cover 3rd
- Short Stop:** Move between CF and 3rd
- Left:** Move towards CF
- Center:** Make catch and throw to cutoff (1st baseman) or 3rd
- Right:** Backup CF
- Note:** Throw to cutoff only if necessary, otherwise throw directly to HM or 3rd



Outfield Fly - Runner on 3rd - Ball hit to CF

Ball caught for out/ throw to HM

- Pitcher:** Backup Catcher
- Catcher:** Cover HM
- 1st Base:** Cutoff CF receiving throw positioned in the infield near pitchers mound
- 2nd Base:** Cover 2nd
- 3rd Base:** Cover 3rd
- Short Stop:** Move towards CF to assist if necessary
- Left:** Backup LF
- Center:** Make catch and throw to cutoff (1st baseman)
- Right:** Backup CF
- Note:** Throw to cutoff only if necessary, otherwise throw directly to HM

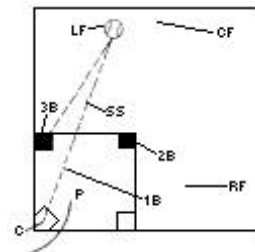


Defensive Strategies

Outfield Fly - Runner on 2nd and 3rd or Loaded - Ball hit to LF

Ball caught for out/ throw to HM

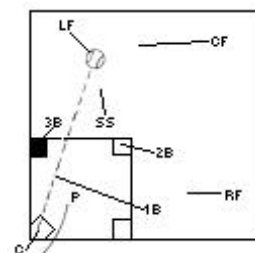
- Pitcher:** Backup Catcher
- Catcher:** Cover HM
- 1st Base:** Cutoff LF positioned in the infield, throw to HM
- 2nd Base:** Cover 2nd
- 3rd Base:** Cover 3rd
- Short Stop:** Move between LF and 3rd
- Left:** Make catch and throw to cutoff (1st baseman) or 3rd
- Center:** Backup LF
- Right:** Move towards infield
- Note:** Throw to cutoff only if necessary, otherwise throw directly to HM



Outfield Fly - Runner on 3rd - Ball hit to LF

Ball caught for out/ throw to HM

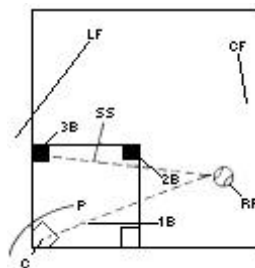
- Pitcher:** Backup Catcher
- Catcher:** Cover HM
- 1st Base:** Cutoff LF receiving throw positioned in the infield towards 3rd
- 2nd Base:** Cover 2nd
- 3rd Base:** Cover 3rd
- Short Stop:** Move towards LF to assist if necessary
- Left:** Make catch and throw to cutoff (1st baseman)
- Center:** Backup LF
- Right:** Move in towards base line between 1st and 2nd
- Note:** Throw to cutoff only if necessary, otherwise throw directly to HM



Outfield Fly - Runner on 2nd and 3rd or Loaded - Ball hit to RF

Ball caught for out/ throw to HM

- Pitcher:** Backup Catcher
- Catcher:** Cover HM
- 1st Base:** Cutoff RF positioned in the infield, throw to HM
- 2nd Base:** Cover 2nd
- 3rd Base:** Cover 3rd
- Short Stop:** Move between RF and 3rd
- Left:** Backup 3rd
- Center:** Backup RF
- Right:** Make catch and throw to cutoff (1st baseman) or 3rd
- Note:** Throw to cutoff only if necessary, otherwise throw directly to HM

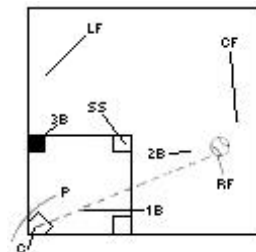


Defensive Strategies

Outfield Fly - Runner on 3rd - Ball hit to RF

Ball caught for out/ throw to HM

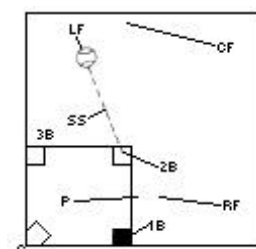
- Pitcher:** Backup Catcher
- Catcher:** Cover HM
- 1st Base:** Cutoff RF receiving throw positioned in the infield
- 2nd Base:** Move towards RF to assist if necessary
- 3rd Base:** Cover 3rd
- Short Stop:** Cover 2nd base
- Left:** Move towards 3rd base for possible backup situation
- Center:** Backup RF
- Right:** Make catch and throw to cutoff (1st baseman)
- Note:** Throw to cutoff only if necessary, otherwise throw directly to HM



Outfield Fly - Runner on 1st - Ball hit to LF

Ball caught for out/ throw to 2nd

- Pitcher:** Backup moves to just beyond line between 1st and 2nd
- Catcher:** Cover HM
- 1st Base:** Cover 1st
- 2nd Base:** Cover 2nd
- 3rd Base:** Cover 3rd
- Short Stop:** Cutoff LF, throw to 2nd
- Left:** Catch fly ball
- Center:** Backup LF
- Right:** Move towards 1st base in front of pitcher for possible backup
- Note:** Throw to cutoff only if necessary, otherwise throw directly to 2nd base



Outfield Fly - Bases Empty - Ball hit to LF

Ball caught for out

- Pitcher:** Backup SS
- Catcher:** Cover HM
- 1st Base:** Cover 1st
- 2nd Base:** Cover 2nd
- 3rd Base:** Cover 3rd
- Short Stop:** Cutoff LF for possible throw to 1st or 2nd if ball is not caught
- Left:** Catch fly ball
- Center:** Backup LF
- Right:** Move towards 1st base for possible backup
- Note:**

