

Defensive Charts

Figures 1 to 22 show a series of diagrams that break down team defense according to where the ball is hit and the number of outs. Prepare players to handle their defensive responsibilities by working on each of the 22 scenarios in your practices. Correct and praise their efforts appropriately, and you'll soon have a solid team defense that responds effectively in most-if not all-situations.

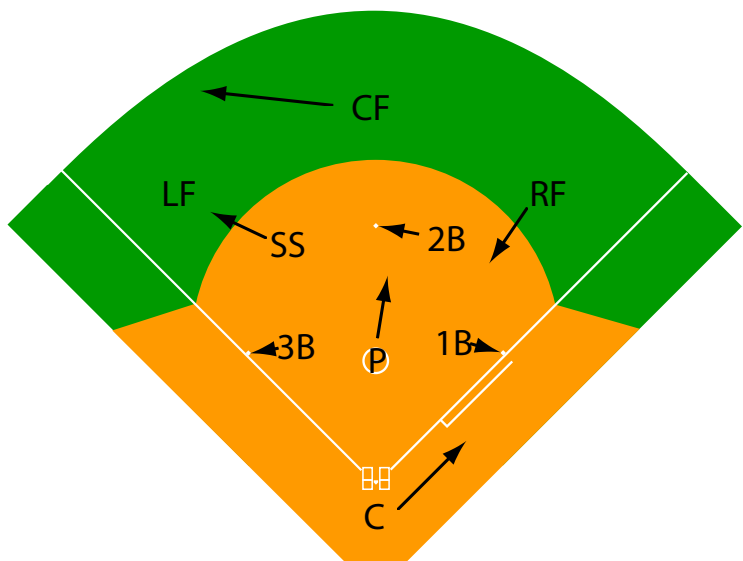


Figure 1 Single to left field with no one on base.

- P: Moves to position halfway between mound and second.
- C: Follows runner down to first.
- 1B: Makes sure the runner tags the base when making the turn, then covers first.
- 2B: Covers second to take the throw from left field.
- SS: Moves towards left fielder, making sure ball doesn't get by left fielder.
- 3B: Protects third.
- Outfielders:
 - CF: Backs up left fielder.
 - RF: Moves in toward first base area to back up throw to second.
 - LF: Fields ball.

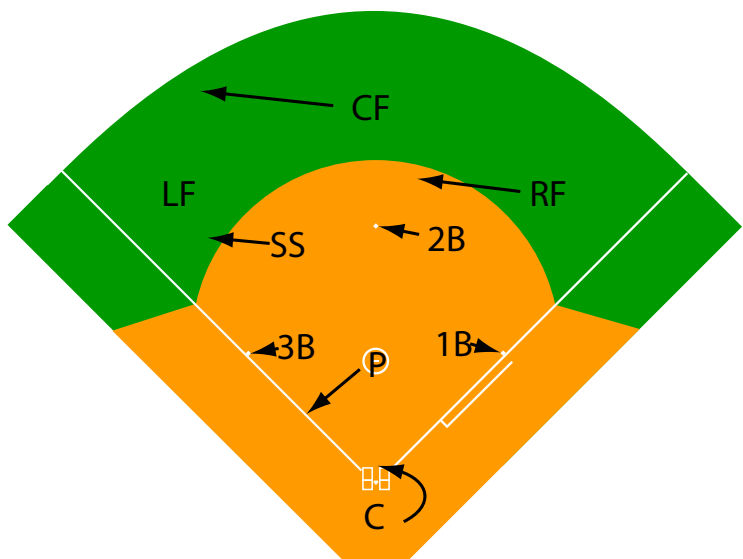
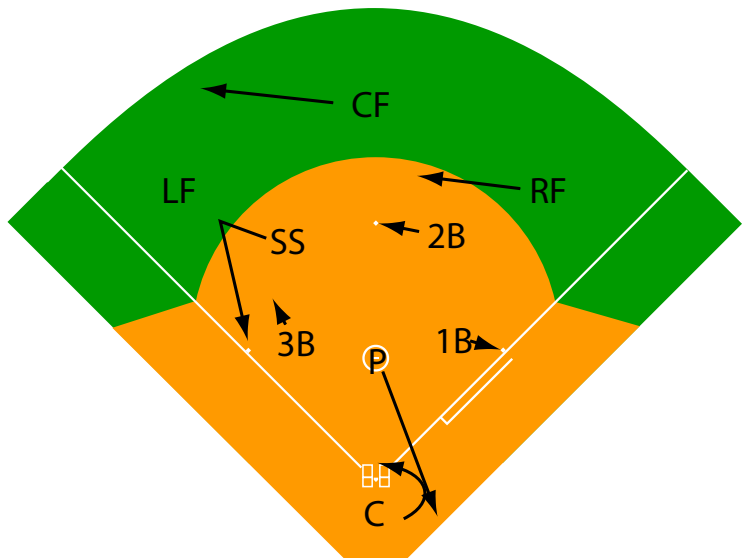


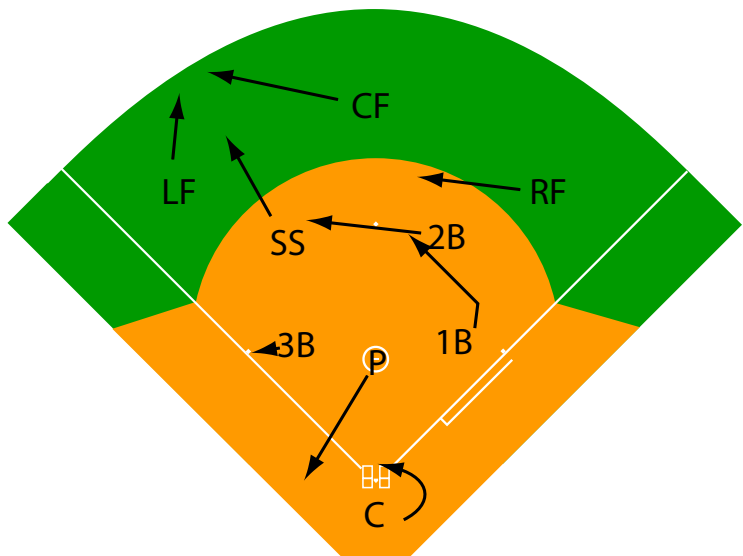
Figure 2 Single to left field with a runner on first base.

- P: Backs up third.
- C: Protects home plate.
- 1B: Covers first.
- 2B: Covers second.
- SS: Moves into cutoff position between left fielder and third.
- 3B: Covers third.
- Outfielders:
 - CF: Backs up left fielder.
 - RF: Backs up second for possible throw from third.
 - LF: Fields ball.



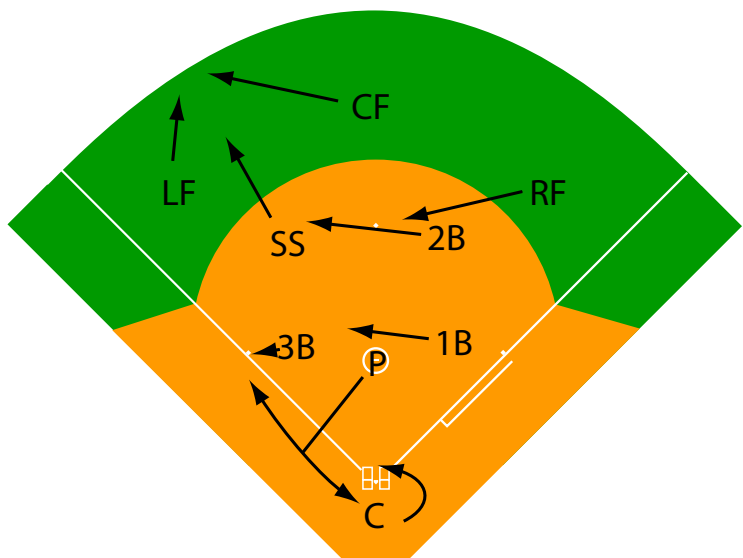
- P: Backs up home plate.
- C: Covers home plate.
- 1B: Covers first.
- 2B: Covers second.
- SS: Moves towards left field, making sure ball doesn't get by left fielder, then covers third.
- 3B: Moves to cutoff position between second and third.
- Outfielders:
- CF: Backs up left fielder.
- RF: Backs up second.
- LF: Fields ball.

Figure 3 Single to left field with a runner on second base, runners on first and second, or bases loaded.



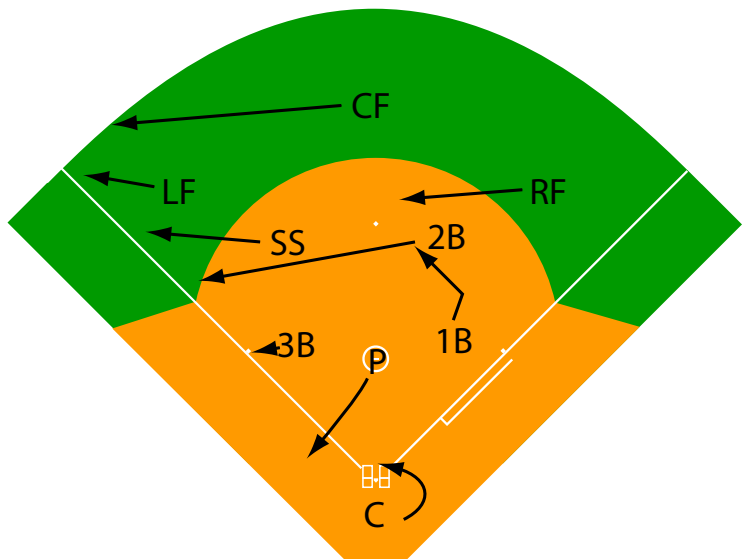
- P: Backs up third.
- C: Covers home plate.
- 1B: Trails the runner to second, covers the bag, ready for a play if runner rounds base too far.
- 2B: Trails about 30 feet behind shortstop in line with third (tandem).
- SS: Moves out into left field into a cutoff position.
- 3B: Covers third.
- Outfielders:
- CF: Moves to ball.
- RF: Moves to ball.
- LF: Moves in to back up second base.

Figure 4 Double, possible triple to left center with no one on base or a runner on second and/or third base.



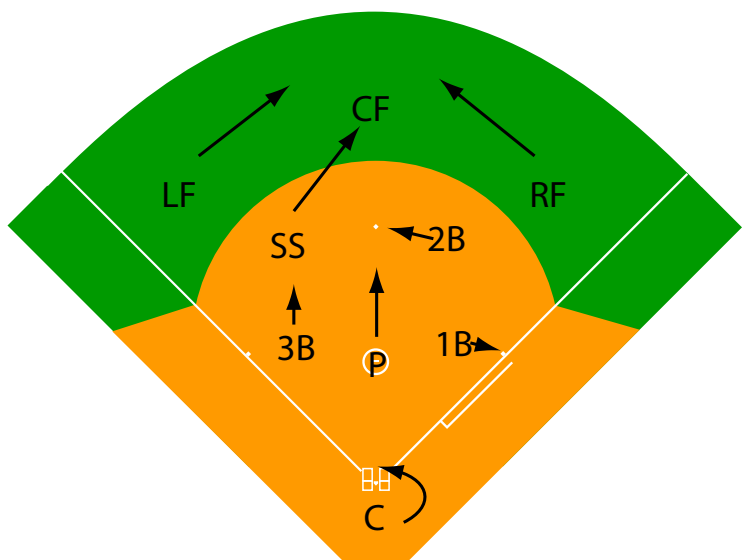
- P: Goes halfway between home and third, then backs up the base the throw goes to.
- C: Covers home plate.
- 1B: Becomes the cutoff to the plate.
- 2B: Trails about 30 feet behind shortstop in line with third (tandem).
- SS: Moves to left field in a relay position.
- 3B: Covers third.
- Outfielders:
- CF: Moves to ball.
- RF: Covers second.
- LF: Moves to ball.

Figure 5 Double, possible triple to left center with a runner on first, runners on first and second, or bases loaded.



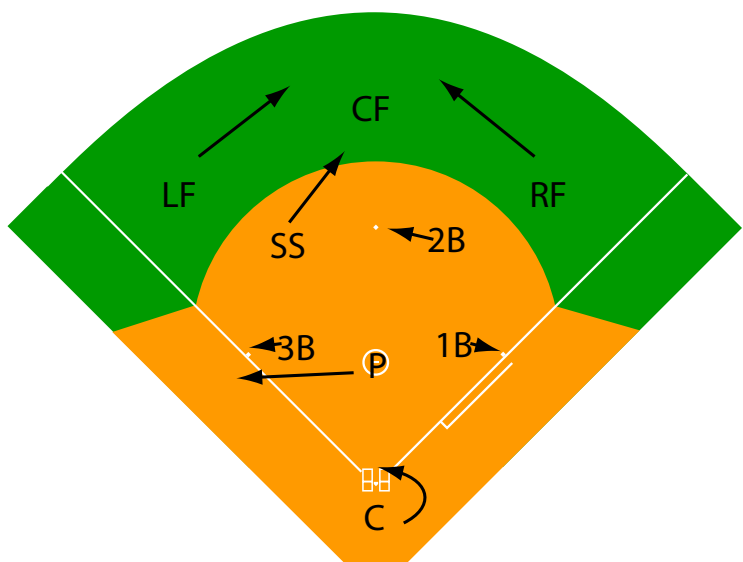
- P: Moves between third and home to backup position.
- C: Covers home plate.
- 1B: Trails the runner to second, covers the bag, ready for a play.
- 2B: Tandems shortstop.
- SS: Moves out to left field foul line in a relay position.
- 3B: Covers third.
- Outfielders:
- CF: Moves toward the ball.
- RF: Backs up second.
- LF: Fields ball.

Figure 6 Double, possible triple down left field line with no one on base.



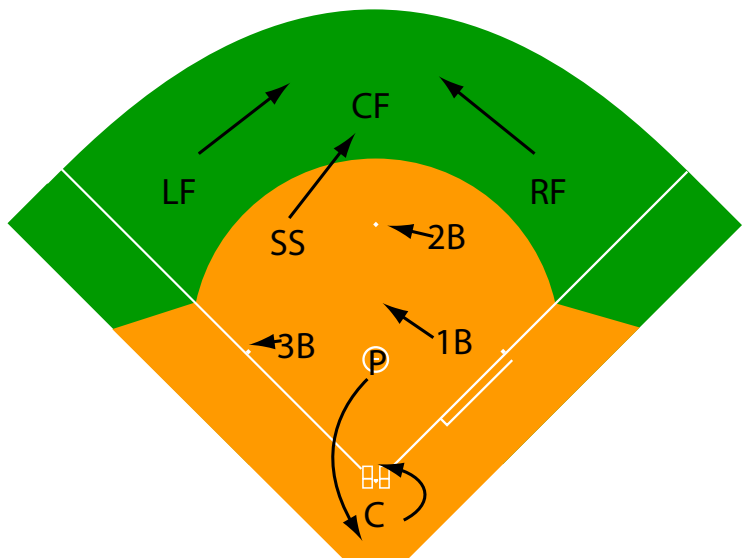
- P: Moves between rubber and second to back up throw.
- C: Covers home plate.
- 1B: Makes sure the runner tags base in making the turn and covers first.
- 2B: Covers second.
- SS: Moves out toward center, making sure the ball doesn't get past center fielder.
- 3B: Protects third base area.
- Outfielders:
- CF: Fields ball.
- RF: Backs up center fielder.
- LF: Backs up center fielder.

Figure 7 Single to center field with no one on base.



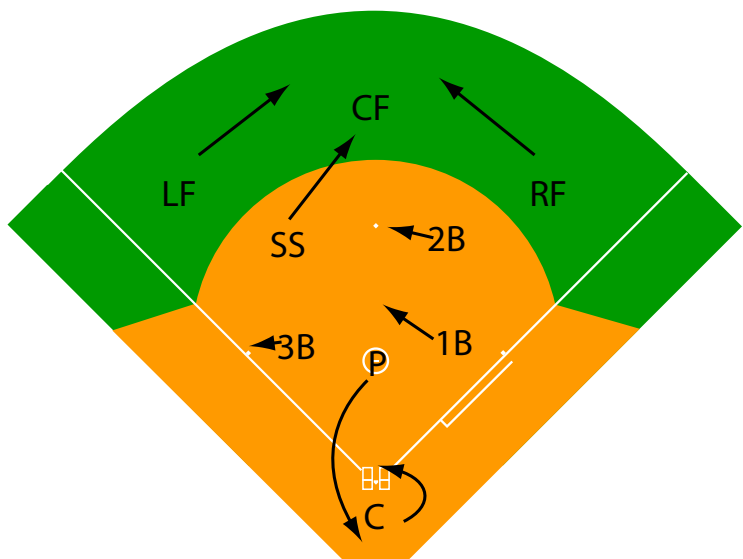
- P: Backs up third.
- C: Covers home plate.
- 1B: Covers first.
- 2B: Covers second.
- SS: Moves to cutoff position between center fielder and third.
- 3B: Covers third.
- Outfielders:
- CF: Fields ball.
- RF: Backs up center fielder.
- LF: Backs up center fielder.

Figure 8 Single to center with a runner on first.



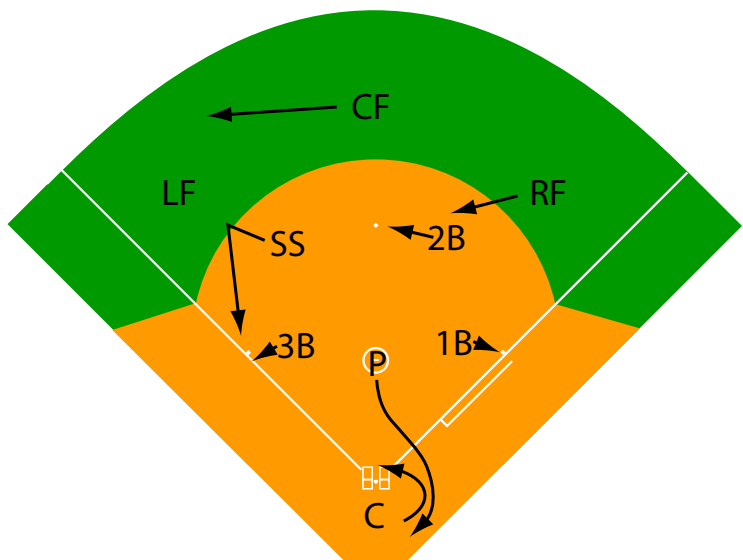
- P: Backs up home plate.
- C: Covers home plate.
- 1B: Moves to cutoff position between second and home plate.
- 2B: Covers second.
- SS: Moves toward center fielder, making sure the ball doesn't get past center fielder.
- 3B: Covers third.
- Outfielders:
- CF: Fields ball.
- RF: Backs up center fielder.
- LF: Backs up center fielder.

Figure 9 Single to center field with a runner on second or runners on second and third.



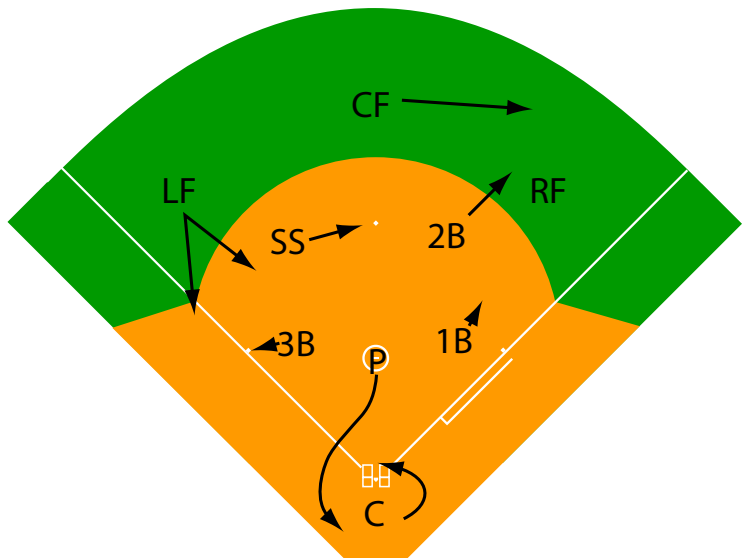
- P: Backs up home plate.
- C: Covers home plate.
- 1B: Moves to cutoff position between second and home plate.
- 2B: Covers second.
- SS: Moves toward fly ball, directs outfielder where to throw the ball.
- 3B: Covers third.
- Outfielders:
- CF: Fields ball.
- RF: Moves toward the fly ball.
- LF: Moves toward the fly ball.

Figure 10 Fly ball to center field with a runner on third and fewer than two outs.



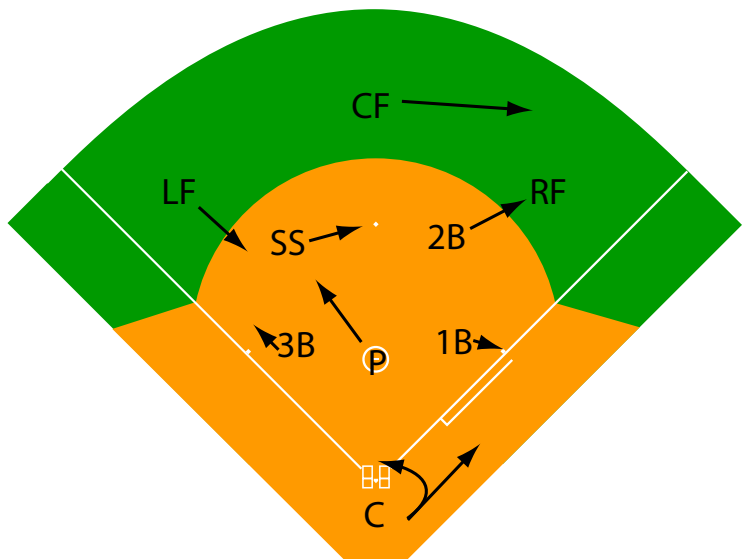
- P: Backs up home plate.
- C: Covers home plate.
- 1B: Covers first.
- 2B: Covers second.
- SS: Moves toward left fielder, making sure the ball doesn't get past left fielder, then retreats to third.
- 3B: Moves to cutoff position between third and home plate.
- Outfielders:
- CF: Backs up left fielder.
- RF: Moves to backup position for second in case of error.
- LF: Fields ball.

Figure 11 Fly ball to left field with a runner on third and fewer than two outs.



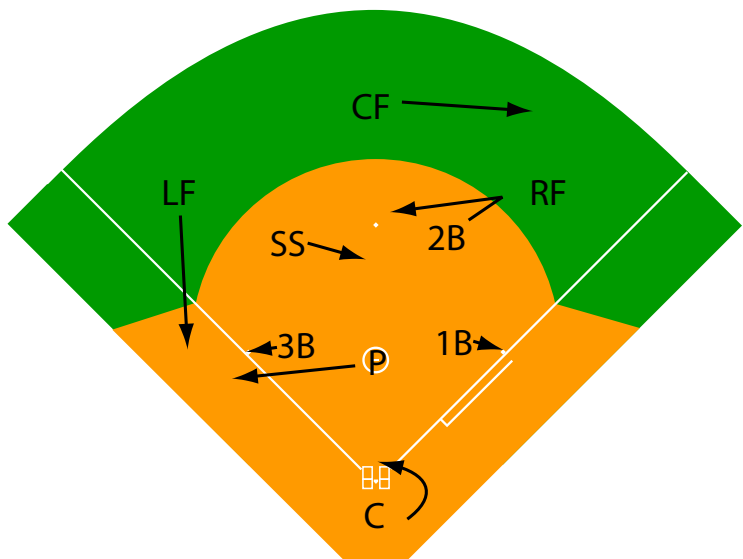
- P: Backs up home plate.
- C: Covers home plate.
- 1B: Moves to cutoff position between first and home plate.
- 2B: Moves toward outfield, tells fielder where to throw the ball.
- SS: Covers second.
- 3B: Covers third.
- Outfielders:
- CF: Moves toward fly ball.
- RF: Fields ball.
- LF: Moves to backup position of second or third, depending on where the ball is thrown.

Figure 12 Fly ball to right field with a runner on third and fewer than two outs.



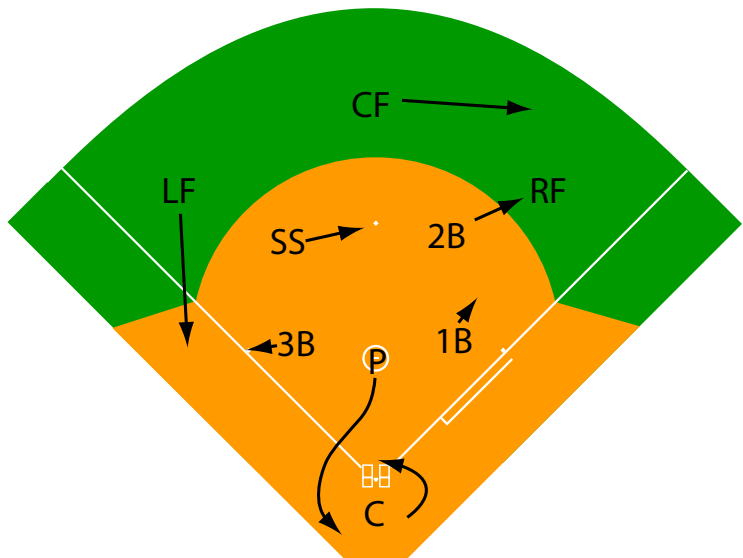
- P: Moves to a position halfway between second and third.
- C: Moves to back up first if there is a play, or covers home plate.
- 1B: Make sure the runner tags the base in making the turn, then covers first.
- 2B: Moves out toward right field, making sure ball doesn't get by right fielder.
- SS: Covers second.
- 3B: Covers third area.
- Outfielders:
- CF: Backs up right fielder.
- RF: Fields ball.
- LF: Moves to back up area behind second base.

Figure 13 Single to right field with no one on base.



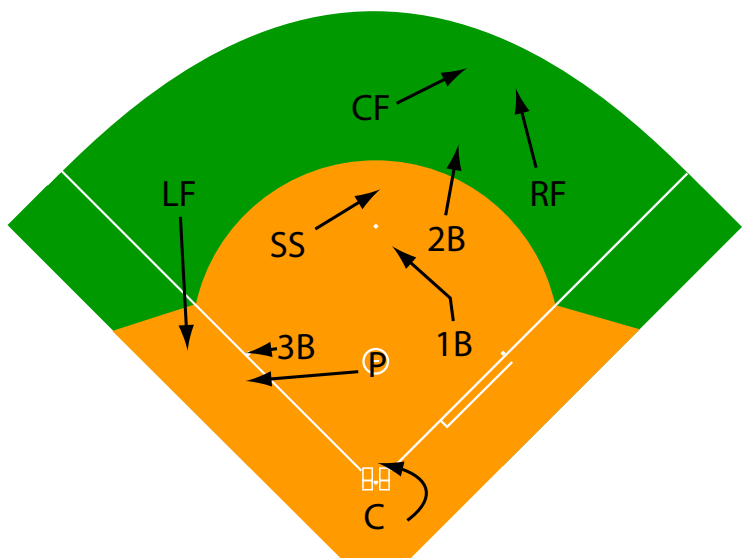
- P: Backs up third.
- C: Covers home plate.
- 1B: Makes sure runner tags base, then covers first.
- 2B: Moves toward right fielder, making sure the ball doesn't get by right fielder, then retreats to second.
- SS: Becomes the cutoff, positioned between right field and third.
- 3B: Covers third.
- Outfielders:
- CF: Backs up right fielder.
- RF: Fields ball.
- LF: Backs up third.

Figure 14 Single to right field with a runner on first.



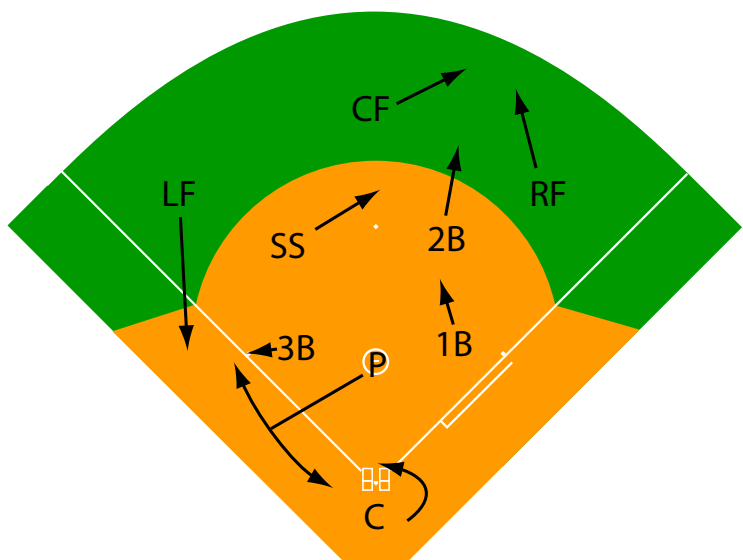
- P: Backs up home plate.
- C: Covers home plate.
- 1B: Moves into a cutoff position between right field and home plate.
- 2B: Moves toward right field, making sure the ball doesn't get by right fielder.
- SS: Covers second.
- 3B: Covers third.
- Outfielders:
- CF: Backs up right fielder.
- RF: Fields ball.
- LF: Backs up third.

Figure 15 Single to right field with runners on first and second, or bases loaded.



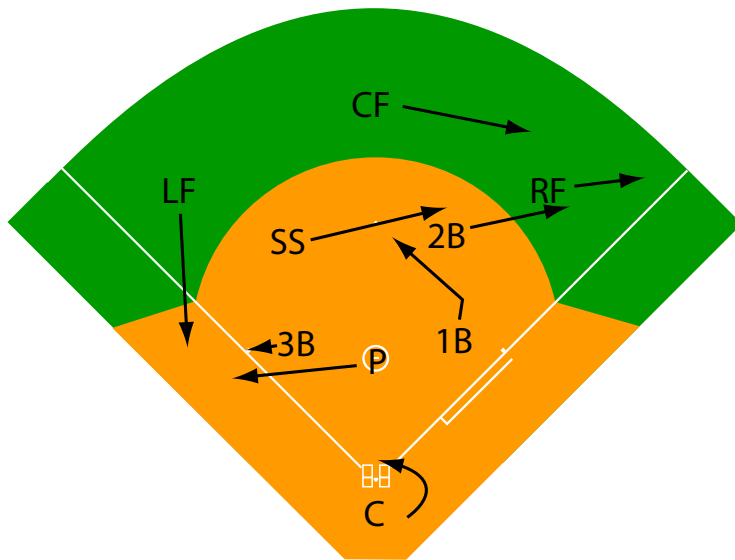
- P: Backs up third.
- C: Covers home plate.
- 1B: Makes sure the runner tags base, then trails runner to second, covering bag for possible play.
- 2B: Moves out to right field in a relay position.
- SS: Tandems second.
- 3B: Covers third.
- Outfielders:
- CF: Moves to ball.
- RF: Moves to ball.
- LF: Backs up third.

Figure 16 Double, possible triple to right center with no one on base.



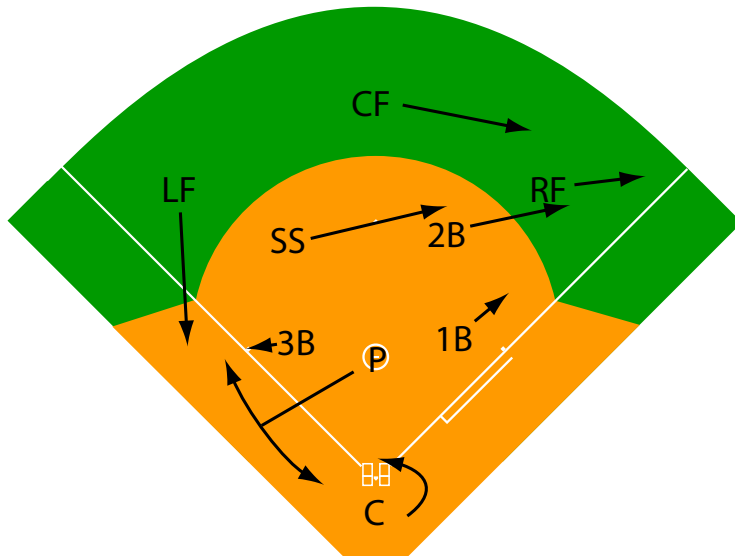
- P: Goes halfway between home and third, then backs up the base the throw goes to.
- C: Covers home plate.
- 1B: Moves between the relay player and home plate to a cutoff position.
- 2B: Moves out toward ball in a relay position.
- SS: Tandems second.
- 3B: Covers third.
- Outfielders:
- CF: Moves to ball.
- RF: Moves to ball.
- LF: Backs up third.

Figure 17 Double, possible triple to right center with a runner on first.



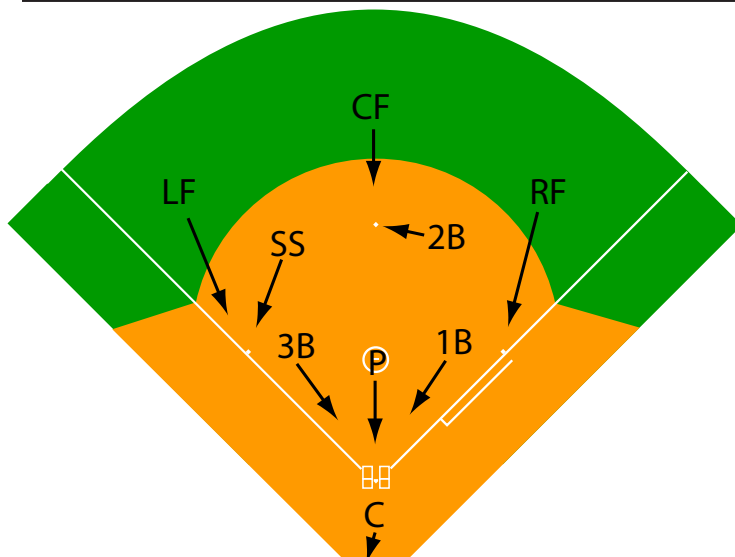
- P: Backs up third.
- C: Covers home plate.
- 1B: Makes sure the runner tags base, then trails to second and covers the bag.
- 2B: Moves toward right field in a relay position.
- SS: Tandems second.
- 3B: Covers third.
- Outfielders:
- CF: Moves to ball.
- RF: Moves to ball.
- LF: Backs up third.

Figure 18 Double, possible triple down right field line with no one on base.



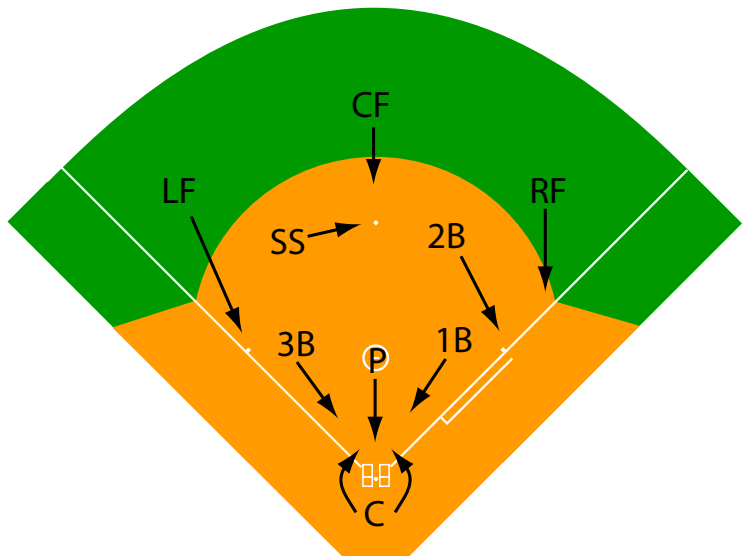
- P: Goes halfway between third and home plate and backs up the the base the throw goes to.
- C: Covers home plate.
- 1B: Moves to cutoff position between relay player and home plate.
- 2B: Moves into right field to a relay position.
- SS: Tandems second.
- 3B: Covers third.
- Outfielders:
- CF: Moves to ball.
- RF: Moves to ball.
- LF: Backs up third.

Figure 19 Double, possible triple down right field line with a runner on first.



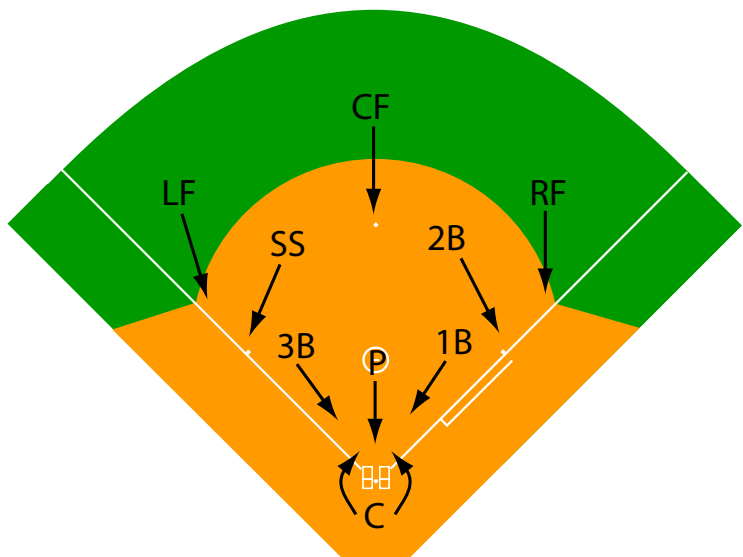
- P: Covers home plate.
- C: Retrieves the ball.
- 1B: Backs up home plate.
- 2B: Covers second.
- SS: Covers third.
- 3B: Backs up home plate.
- Outfielders:
- CF: Backs up second.
- RF: Covers first.
- LF: Backs up third.

Figure 20 Wild pitch with a runner on third, first and third, or bases loaded.



- P: Breaks toward home plate, covering middle of infield.
- C: Fields all bunts possible, calls the play.
- 1B: Covers area between first and mound.
- 2B: Covers first, cheats by shortening position (plays closer than usual).
- SS: Covers second.
- 3B: Covers area between third and mound.
- Outfielders:
- CF: Backs up second
- RF: Backs up first.
- LF: Covers third.

Figure 21 Bunting situation with a runner on first.



- P: Breaks toward home plate, covering middle of infield.
- C: Fields all bunts possible, calls the play.
- 1B: Covers area between first and mound.
- 2B: Covers first, cheats by shortening position (plays closer than usual).
- SS: Covers third.
- 3B: Covers area between third and mound.
- Outfielders:
- CF: Covers second.
- RF: Backs up first.
- LF: Backs up third

Figure 22 Bunting situation with a runner on first and second.