



READINGTON TOWNSHIP JUNIOR BASEBALL LEAGUE



**ANNUAL
MANAGERS MEETING
MARCH 18th, 2009**

RTJBL
Annual Managers Meeting
March 18th, 2009

The Readington Township Junior Baseball League thanks each of you as we continue to require support of our Volunteers. RTJBL supports over 600 children playing baseball in Readington Township and with this responsibility comes the constant need to increase the number of active volunteers to support the League. The Volunteers make up our Board Members, League Directors, Committee Members, Managers, Assistant Coaches, Team Moms and helpful parents. With your help and dedication we have been able to establish a well respected baseball league that continuously produces strong athletes both on and off the field. Again, we Thank You!

A word about RTJBL

Readington Township Junior Baseball League Inc. is a non-profit corporation dedicated to providing the children of Readington Township with a safe and structured environment to learn and play the game of baseball.

- RTJBL is affiliated with Cal Ripken Baseball
- Independent from Readington Recreation
- Whitehouse Athletic Association Fields at Railroad Avenue
- Monthly meetings
 - 7:30 p.m. at RMS on the 1st Wednesday of every month
 - 8:00 p.m. in May & June
 - No meetings in July & August
- League By-laws available on the web site
- Our website www.ReadingtonBaseball.com
- Executive Board, Voting Council & Manager information

Expectations of Managers and Assistant Coaches

- **2009 GET INVOLVED...for the kids**
- Assure a safe environment
- Coach baseball fundamentals
- Encourage good sportsmanship
- Set a positive example for the League
- Make sure to leave no kids behind unattended. Wait for parents or make arrangements (have cell phone numbers of all player's parents at all practices & games)
- Review RTJBL Code of Conduct
- You are ultimately responsible for all associated Administrative Duties
- Be a League Supporter (become an owner)
- Project Positive Influence on our Town's Youth
- Become a Positive Influence in Your Community

Readington Township Junior Baseball Code of Conduct for Managers and Coaches

Please be aware that your conduct and adherence to your Managerial responsibilities, both on and off the field, are important for maintaining and perpetuating the standards of the Readington Township Junior Baseball program. As a Manager or Coach, you will have a major influence on the behavior and well being of our players. Therefore, we ask that you to learn and adhere to the League rules and regulations, as well as the RTJBL philosophy and objectives. The Manager and Coaches' Code of Conduct is as follows:

- Winning is a consideration, but not the only, nor the most important consideration in our League. Please remember that the players are involved in the Readington Township Junior Baseball League for fun and enjoyment.
- Each child shall be given adequate opportunity to demonstrate whether they are capable of playing a position that they desire.
- In coaching, you are to be consistent, honest, and fair. Be generous with praise and never yell at players or criticize them publicly. Commit to observing your peers to learn to be a more effective communicator and coach.
- Adjust to the personal needs and challenges of each of your players.
- Organize practices that are fun and challenging for the players. Teach the rules, techniques and strategies of the game.
- Encourage all players to be Team Players.
- Maintain an open line of communication with your players and their parents. Explain our League's philosophy and objectives. Share with them our Code of Conduct for Managers and Coaches.
- Be concerned with the overall development of your players and ALWAYS stress safety first.
- Convey good sportsmanship at all times. Never argue with umpires, opposing coaches, parents, spectators or others. This violates the spirit of the game and sends the wrong message to players.
- **Never use foul language towards players, parents, umpires, etc.**
- Always strive to make the Readington Township Junior Baseball League a great experience for everyone involved.

Please be aware that these are the expectations of you as a Manager and/or Coach. Should you fail to abide by this Code, you will be subject to review and/or removal as a Manager or Coach.

Manager/coach Training – (MANDATORY FOR ROOKIE II AND BELOW)

Date: Monday, March 30th
Location: **Jack Cust Baseball Academy**
Time: 8:00pm – 10:00pm

The clinic is intended to provide coaches with fundamental baseball drills & tools to use when teaching players pitching, fielding, throwing and batting. Members of JCBA will have stations set up and will take our coaches through drills we can during practices. We need at least one of the coaches from each team to attend this session. If all coaches can attend, our players will benefit in the long run. Please bring a mitt to this session .not a bat.

Please see the RTJBL website www.readingtonbaseball.com for more information and click on the Training tab for more opportunities.

Rutgers Safety Course Certification Program

On May 12, 1986, New Jersey became the first state in the nation to pass legislation which protects volunteer athletic coaches, managers, and officials from lawsuits. Commonly referred to as the "Little League Law" (2A:62A-6 et. seq.), this legislation extends partial Awareness for Educating Today's Youth) is a three-hour program that meets the "Minimum Standards for Volunteer Coaches Safety Orientation and Training Skills Programs" (N.J.A.C. 5:52) and provides partial civil immunity protection to volunteer coaches.

- All Rec and Travel managers and “official” assistant coach must complete the course
- Please provide your league director with a copy of your safety card
- Carry your card with you at all times
- Next Class is TBD at Readington Middle School
- This course is administered via the township Recreation Department.
- To reserve a seat in the class, please call the Rec dept at 534-9752 – it is ok to leave a message with your name, number and that you plan to attend the session.

The Babe Ruth League/Ripken Baseball Coaching Certification Program



The Babe Ruth League/Ripken Baseball Coaching Certification Program is a new certification that was developed and delivered by the American Sport Education Program in conjunction with Babe Ruth League, Inc. and Ripken Baseball, Inc.

- All Travel Managers must complete the course
- All Scorekeepers (anyone that will be in the dugout for Districts) has to complete the course.
- It has to be complete before the travel season starts; June 1, 2009.
- Website: <http://www.ripkencoaching.org/>

RTJBL Training DVD

RTJBL has customized an excellent Managers/Players Training DVD that should consistently be used as a training tool starting with T-Ball players. The DVD will help new managers to the league, plus provide excellent baseball fundamentals for players of all ages and abilities. The league would suggest that T-Ball, Rookie 1 & 2 and Minors AA take the time to hold a “team meeting” and show the DVD to your young players. You may want to incorporate this in your early practice schedule (Pizza Practice/Meeting) when the fields are still unplayable.

League Director Meeting

- Practice schedules – to be posted on the web site tomorrow.
- Game schedules – to be posted on the web site by April 1st.
- Calendar Lottery envelopes
- Review Local Rules
- Posting procedures for Major 70 / 60 and Minors AAA standings
- Playoffs for Major 70 / 60 and Minors AAA
- Address questions
- Equipment distribution
- 2 dozen practice balls

Training Voucher:

Readington Baseball and Jack Cust Baseball Academy have joined to offer our Major 70 / Major 60 Minors AAA/AA players a special training package.

Each player will receive a voucher for three private baseball lessons for the discounted price of \$65. The usual price for this package is \$130.

Lesson voucher can be applied to any new lesson package. Lesson voucher can not be applied to any existing lesson package. Voucher will expire September 1, 2009.

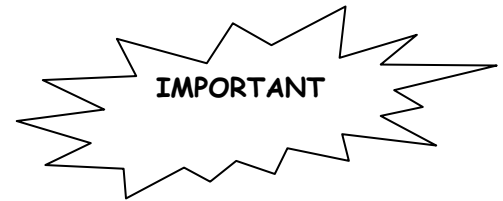
2009 Summer Camps Now Available through Jack Cust

- This summer, Jack Cust Baseball Academy is offering 12 summer camp sessions at several locations throughout New Jersey. (details attached).
- There is a \$50 Off Coupons available and Campers can save \$100 off if they register by April 15th.



Key Dates

- **March 18, 2009** – Annual Managers Meeting/Equipment Pick up
- **March 18, 2009** – Travel Manager Appointments to be announced.
- **March 21, 2009** – Notify all players that they are on your team by this date.
- **March 21, 2009** - Batting Cages to be assigned per team - Railroad Avenue Baseball Complex and Cornhuskers for Major 70, Major 60 and Minors AAA
- **March 24**– Rutgers Safety Class – Readington Middle School – call 908-534-9752 to reserve a seat.
- **March 30, 2009, 8:00pm** – Manager’s Training Baseball Clinic – Jack Cust Baseball Academy. Bring a glove for drills.
- **April 1, 2009** - Fields Open (weather permitting)
- **April 1, 2009 7:30pm** - April League Meeting at the RMS Cafeteria
- **April 11, 2009** – Lottery forms due back. (LEAGUE DIRECTOR RESPONSIBILITY)
- **April 18, 2009 - Spring 2009 Opening Day Ceremony - 9am Railroad Avenue Baseball Complex (T-Ball – Rookie II)**
- **May 2, 2009** - Picture Day
- **May 6, 2009, 8:00pm** - May League Meeting at the RMS Cafeteria
- **May 8, 2009 - Annual Dinner Dance - Stanton Ridge Golf Club. RTJBL 2nd largest Fundraiser ~ Sponsor a team table**
- **May 22, 2009** – RTJBL Night out at the Ball park – Patriots Game
- **June 3, 2009 8:00pm** - June League Meeting at the RMS Cafeteria. All teams must be represented to pick up trophies and pictures.
- **June 13, 2009** – 1st Round - Major 70, Major 60 and Minors AAA playoffs begin.
- **June 14, 2009** – Homerun Derby
- **June 15, 2009** - Major 70 and Major 60 semi-final – 3 games (CHA, RRA, & RRB)
- **June 16, 2009** - Major 70 and Minors AAA semi-final – 3 games (CHA, RRA, & RRB)
- **June 17, 2009** - Major 60 final and Babe Ruth 13-15 Finals - 2 games (RRA & 90’)
- **June 18, 2009** - Major 70 and Minor AAA Finals -2 games (CHA & RRA)
- **June 20, 2009** - Summer Tournament Begins



League Fundraisers

Readington Baseball has 2 key Fundraisers that help with the yearly expenses. Your full cooperation in our fundraising campaigns allow us to provide our children with the best equipment, field conditioning, uniforms, and items needed to insure a safe and fun filled season. RTJBL is a privately run organization that receives no additional funding therefore we thrive on all our families continued support of our fundraising campaigns.

The Calendar Lottery

- Distribute to players as soon possible
- Optional for T-Ball this year.
- Everyone is required to participate 100%. Exceptions must be referred to a Board member.
- **The Lottery Drop Box will be in the back corner of the RR Ave Field A shed – Please keep the door locked after drop off.**
- **Players who pre-paid for tickets will received the numbers only. These numbers are on the Manager’s Lottery check list. Please let all pre-paid players and their family know their numbers.**
- Return to League Directors or Michelle Luciano by April 11th.

The Dinner Dance

- Distribute flyer with Lottery Package
- Sponsor a Team Table or 2.
- We strongly encourage all to participate and enjoy a night out.
- Return all tickets to League Directors or Michelle Luciano by April 30th.
- **When - Friday May 8th at 7:00 p.m. 7:00 to mid-night**
- **Where -Stanton Ridge Golf & Country Club**
- **\$75.00 per person, \$150/couple**
- **T-Ball special - \$500 for a team table of 8 T-Ball parents**
- **Frequent attendee bonus drinks for those who attended 3 years.**
- Flyers will be available at tonight. Please distribute these to every player

Manager Responsibilities After Games – Township Fields

- Return bases to sheds and base barrels after games
- Pick up trash and rake/sweep dugouts after games
- DO NOT lock the bases in the green bins at Summer Road and Hillcrest Parks.
- Do NOT leave until all players have been picked up by parents.

Manager's Responsibilities at RR Ave Baseball Complex

Before games:

- Home team is responsible for setting the bases, raking the mound and repairing line/batters box (if necessary for late games on Saturdays)
- Soft toss is only allowed in the cages, not at the field.
- No infield practice on the infield. All pre-game warm-ups are to be in the outfield or batting cages before games
- Pay the umpires prior to game start (no tips)

After the Game:

- Both managers empty the garbage and replace liners (B field liners in shed)
- Both managers clean dugouts and sweep if necessary.
- Rake mounds and home plate area and fill in any holes.
- After the last game of the day, both managers make sure all bases are put away in shed and locked and return the scoreboard controllers to the snack stand and plug in to recharge.
- Both managers check mound and home plate. Tamp and rake if necessary.
- Home manager A field must secure the snack stand and bathrooms before leaving.

Snack Stand Coverage:

- Home team on Field A responsible for the snack stand
- Children under 13 years old are not allowed in the snack stand
- Snack stand opening and closing procedures are posted in the stand.
- If you want to hire out a snack stand slot to a person age 13-18 year's old, they **must** be on the approved worker list which requires them to have attended **this year's** snack stand orientation session.

Weekdays Snack Stand shifts:

- Snack stand setup person should arrive between 5:15pm and 5:30pm and follow the start up procedures and prepare the food for the evening
- The snack stand should be covered by 2 workers.
- The league preferred that you only hire out one position to a person between 13-18 years old. However, if you have to hire 2 workers, an adult snack stand coordinator should be within 25 feet of the stand to supervise and assist when required.
- At the end of the game, the snack stand workers should complete all items in the snack stand closing procedure list.
- The manager or team's designated snack stand coordinator should verify all closing procedure items are completed and lock the snack stand, shed, closet and bathrooms.

Weekend Snack Stand shifts:

- For the first game, the setup person should arrive by 8:15 to begin set up.

- All other workers should arrive half an hour before the start of the game and stay until shift arrives (unless this is the last game of the day).
- The snack stand should be covered by 2 workers.
- For the 11:30 game, three (3) workers are required. **One must be an adult.** Two workers should be selling items, while one dedicated to preparing food.
- At the end of the game, the snack stand workers should continue working until their replacement or if the last game, complete all items in the snack stand closing procedure list.
- The manager or team's designated snack stand coordinator should verify all closing procedure items are completed and lock the snack stand, shed, closet, and bathrooms.

Rain-out Procedures

- The Executive Board will decide field conditions at RR Avenue fields & Cornhuskers
- The Township determines the availability of Township-owned fields
- The RTJBL Hotline (823-0566) will provide you with an update on field status. You must check it after 4 PM to find out if your game can be played. This includes days after inclement weather. Heavy rain and persistent rain can wreak havoc on fields, particularly township fields. Call as a regular habit.
- *Do not play on fields if you are instructed they are closed.*

What to do if your game is cancelled by weather

For Major 70 / 60 /Minors AAA Make-Up Games

- The home team has 4 days to tell the league director of any rainouts or partial games that need to be made up. If they don't they will be given a loss.
- The manager coordinates with the master schedule to select a new time
- Each team has the right to refuse **one** time. The team that can't make it the third time gets a loss. If neither team can make it they both get loses and game is not played.
- If a team cancels a regularly scheduled game that team has used up it's one right of refusal.

For all other leagues

- Cal Ripken league rules recommend a 14 game season. All team will be schedule two games a week from opening day until the weekend prior to the end of school in June. As this may exceed the required 14 games, no make-up games are necessary if your team meets the minimum requirement. However, if you want to play, coordinate with the other manager and schedule a filed from the league scheduler.
- Obviously, fields are taken weeknights (M-Th) and Saturday, so shoot for Fridays and Sundays

League Scheduler

- All make-up rescheduled games are to go through the league scheduler for field authorization. The league scheduler will also reschedule umpires.
- The master schedule of available fields will be posted on the web site under schedules.
- The scheduler can be contact via e-mail at fields@readingtonbaseball.com

What to do if you need to reschedule a game for your own reasons

- Obviously if you can't make a game, you need to call the other coach as soon as possible
- If you are in a league that uses umpires, YOU MUST ALSO contact the Chief of Umpires Don Dalgauer @donald.dalgauer@rrd.com so that the umpires are cancelled. Failure to do so will result in a forfeit by the team causing the postponement.
- If you forget to officially cancel your game, that game will only be made up if that coach agrees to pay the umpires for the make-up game. The league does not pay umpires for games you forget to cancel.

Field Locations

Railroad Avenue Fields: The Railroad Avenue fields are located in the Whitehouse Station section of town, two blocks west of Main Street on Railroad Avenue. For Railroad Avenue Fields A&B (RRA and RRB), use the parking lot on right side of Railroad Ave just past James Street. For Railroad Avenue 90' field and the batting cages, make a right on James Street and use the parking lot on the left.

Cornhuskers Fields: Cornhuskers Fields are located on East Dreahook Road (County Route 620) just east of County Route 523.

Pickell Park Fields: Pickell Park is located behind the Readington Township Municipal complex at 509 County Route 523. The park entrance is off Mountain Road, which is just north of the municipal complex. Pickell Park Field 1 (PP1) is the lighted field located up the hill from the Gazebo. Pickell Park Field 2 (PP2) is located behind the Park Gazebo. Pickell Park Field 3 (PP3) is located adjacent to County Route 523.

Summer Road Park Fields: Summer Road Park is located in the Three Bridges section of Readington. The park is located at the North East corner of US Route 202 and Summer Road. The parking lot entrance is off Summer Road approximately 500 yard north of US Route 202.

Roosevelt Road Fields: The Roosevelt Road fields are located on the east side of Roosevelt Road approximately 1/4 mile south of Readington Road (County Route 620). Roosevelt Road begins just opposite the Holland Brook School access road.

Hillcrest Park Fields: Hillcrest Park is located in the Readington section of town on Hillcrest Road, approximately 1/2 mile south of Readington Road.

East Whitehouse Park: East Whitehouse Park (aka Old Highway Park) is located in the Whitehouse section of town on Old Highway 28 and behind the East Whitehouse Firehouse. There is one field at this park.

Three Bridges School Field: Three Bridges School fields are located behind the school at 20 Main Street, Three Bridges. There are two small baseball backstops (TB1 and TB2) at the far end of the field as well as ample additional space for teams to practice in open grass areas. These fields are used only for practice by the T-Ball and Minors I leagues.

Pre-Season Practice Schedule

- During the **pre-season**, all fields are allocated. There are no fields available. Please respect the time allotted to your peers and do your best to finish on time, if someone is scheduled after you.
- Due to weather implications, check the Hotline for field availability

Practice Field Procurement after Opening Day

- You must reserve a field for practices (Railroad Avenue is reserved for games only).
- Practice field availability is posted on our website. Check for availability, then email fields@readingtonbaseball.com to make a reservation.
- You may not reserve more than 2 practice sessions at a time and you may not schedule a field more than 14 days in advance. This is done to help assure equal access for all teams.
- If you use a practice field without permission, you must yield the field immediately to the Team that has properly reserved the field. Further, you may be subject to a Grievance filed by anyone in the league. So, please reserve practice fields!

Travel vs. Recreational Baseball Teams

RTJBL provides support for its member's participation in baseball travel programs. The League provides fields; insurance and the opportunity to play in the RTJBL Annual Summer tournament for teams that meet the requirements identified below.

A player must play during at least 75% of their Rec. season games to be eligible for the Travel Team. A request for exemption from this requirement citing extenuating circumstances must be brought to the Executive Board for review and approval by majority vote.

Travel Team Managers must agree and abide by the RTJBL rule that all Recreation games and practices have priority over Travel games and practices. Travel managers should send each Rec manager a copy of the spring schedule so that Rec practices and Rec make-ups can be scheduled not to conflict.

Travel managers should not pitch players more than one inning in spring games so that the play remains available to pitch in Rec games.

Game Results:

- **Standings will be kept for Major 70, Major 60 and Minors AAA**
- **After the games, the winning manager should send the final score to scores@readingtonbaseball.com so they can be recorded on the league web site.**

Umpires

- **Treat them with respect – ZERO TOLLERANCE POLICY.**
- If they make mistakes, relax, it's youth baseball, not life and death. Talk to them between innings or after the games.
- **No calling strikes/balls from the dugout or behind backstop**
- Players should never argue with an umpire.
- Help umpires maintain order; calm down your Assistant Coaches too.
- And try to control your Team's parents.
- Umpires are pre-arranged for all of your games.
- Rookie 2 will have an umpire beginning May 16th
- The Home Team pays the Umpire
- League will advance you a check. Each home team manager will receive their umpire fees for the whole season. (suggestion....cash check before season and place each game fee in its own bank envelope)
- Please return unused fees (i.e. games not rescheduled)
- If an umpire operates alone, he/she is entitled to receive the sum total of both stipends.
- 2009 Stipends
 - Major 70/60
 - Home Plate: \$45.00
 - Bases: \$35.00
 - Minors AAA
 - Home Plate: \$40.00
 - Bases: \$25.00
 - Minors AA
 - Home Plate: \$25.00
 - Bases: \$15.00
 - Rookie 2
 - Home Plate: \$25.00
 - Bases: No base path umpire

Picture Day

- Scheduled for Saturday, May 2nd at the Railroad Avenue Baseball Complex
- Coaches will receive "Picture Day Packets" at the April Monthly Meeting
- Teams will be assigned designated time slots for picture taking.
- Please assure your complete team arrives 10 minutes prior to the appointed timeslot.

Playoffs:

Major 70/60 Minors AAA: There will be a Playoff and /Championship format at the end of the season. The overall record throughout the season will determine where each team is seeded for playoffs. In the event that inclement weather affects the team standings, playoff seeding will be determined by dropping back to the lowest number of games played by a team up to that point. (For example; If weather has affected scheduling and 5 teams have played 14 games and the 6th team has played 12, all team records will be looked at for the first 12 games.)

The minimum number of games that must be played is 12, failure to makeup games to reach this level will eliminate the team from any tie in team standings and drop them to the next seed. In the event of a tie in standings between 2 teams, the head to head record will be looked at to break the tie. If the head to head is the same the tie will be broken by a coin toss.

If more than 2 teams are tied then head to head is looked at. If head to head does not break the tie, then team records will be looked at versus the next lower seeded teams, until the tie is broken.

Championship game will be played on the date set in pre-season schedule. Travel games are not to take precedence over recreation championships.

Playoff Schedule:

Saturday June 13th:

- Major 70: CHA - 4 games – all teams in round 1.
- Major 60I: RRA round 1, Seed 3 v. 6 and seed 4&5 – Other teams have a 1st round bye.
- Minors AAA: RRA – round 1, Seed 3 v. 6 and seed 4&5 – Other teams have a 1st round bye.

Monday June 15th

- Major 70 Semi-Final – CHA
- Major 60 Semi-Finals – RRA & RRB

Tuesday June 16th

- Major 70 Semi-Final – CHA
- Minors AAA Semi-Finals – RRA & RRB

Wednesday June 17th

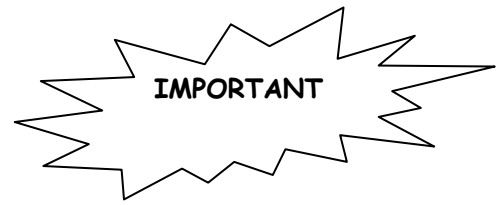
- Major 60 – Finals – RRA
- Babe Ruth League – Finals – Brown/Ingram Field

Thursday June 18th

- Major 70 – Finals – CHA
- Minors AAA – Finals – RRB

Feedback Form

- **League Director must collect from Managers at end of season**
- This form is to be provided to all players' parents. (see attached)
- They are intended to give the League a "heads-up" to suggestions or concerns.
- Submission may be anonymous
- Follow-up will be at the discretion of the Executive Board.



Grievance Form

- This form is to be provided to all players' parents. (see attached)
- They are to be submitted to the League for "serious" concerns.
- They must be signed or they will not be reviewed.
- The Executive Board will then conduct a formal review and provide a formal response.

Accidents or Injuries

- The league carries a standard youth sports liability policy
- Report all accidents or injuries to the VP of Administration (John Horzepa)
- All Managers should carry (at all times) each player's registration form with cell #'s, known allergies, etc.

Template for Conducting a Practice

- Plan your practice activities in advance
- Start each practice with a stretching warm-up, a soft toss and some running
- Keep it fun by using lots of drills
- Use stations to keep kids active and involved

- Fielding
- Throwing
- Base Running
- Sliding
- Hitting
- Bunting
- Strike Zone Awareness
- Pitching
- Catching Techniques

Equipment Handling Policy

- Equipment is to be handed out tonight
- The manager is responsible for the equipment
- Inspect all items to insure safety
- Report any damaged or missing items
- Managers must return the equipment at the end of the season or they will be billed for it.

Opening Day Ceremonies – April 18th

- Starts at 9:00 AM **sharp** at Railroad Avenue
- Open to all players from T-Ball, Rookie 1, and Rookie 2
- Teams should arrive by 8:45 and line up on RR Ave field B.

Major 70

1. Pitching Rules

- A pitcher cannot pitch more than 6 innings a week, 4 innings per day maximum. Week starts Monday through Sunday; 1 pitch constitutes 1 inning
- A pitcher who pitches more than 2 innings in a game must rest for 2 days before pitching again.
- If a pitcher hits two batters in one inning or 3 batters in one game he must be removed from pitching
- NO CURVE BALLS. First time the umpire shall issue a warning, Second time they are removed from pitching.
- A pitcher can not return to the mound once he has been removed in a game.
- One pitch in an inning counts as an inning pitched.
- 1st half of year (until May 15th), no balks will called where a runner is awarded a base. 2nd half of year, we move to Major 70 rules where each pitcher in the game will get two warnings when they balk. The umpire will take the time to explain to the pitcher what they did wrong, after each balk. After the second warning, if a pitcher balks, the runner is awarded a base.
 - ❖ Note: Although the rules for pitchers are innings pitched, coaches should keep a pitch count to prevent pitchers from throwing a high number of pitches per inning and per game. Coaches should also realize pitchers should have an appropriate number of rest days between outings.

2. Batting Rules

- Each team is to supply a new baseball. If more than 2 balls are needed, it alternates starting with the Visiting Team. The Team that supplies the balls is entitled to have the balls returned to them after the game. If there are less than the number of balls each team put in the game left they will be split equally. If one ball is left it will be given to the Home Team.
- All players at a game will be placed in the batting order
- Any players who were not in the original batting order must be added to the end of the batting order after they arrive to the game
- No Big barrel bats allowed (no 2 3/4" or 2 5/8").
- An injured player does not have to bat. The next batter in the line-up will bat. No out will be recorded. If the player is physically able they may bat in their next turn in the order
- If a player has to leave a game, there is no penalty for skipping them in the batting order.

3. Playing Rules

- No inning can start 20 minutes before the next scheduled game.
- Four complete innings constitutes a complete game (or 3 ½ if home team is winning).
- A game can start and be played with 8 fielders if both sides agree to do so. The late players can be added using the late rule. If the other team does not agree then the short team can use its first right of refusal and have the game rescheduled or play a man short. All players still bat regardless of players on the field. The managers have 10 minutes after starting time to decide.
- Free defensive substitution is allowed. Each player must play a minimum of 3 innings in the field, assuming a 6-inning game. Once a pitcher leaves the game, he/she can re-enter the game anywhere defensively except as a pitcher.
- A courtesy runner can be used for a pitcher or catcher provided that the pitcher or catcher was playing those positions for the last out of the last inning. The runner must be the player who made the last out, or someone who is NOT in the current batting order (i.e. did not get up to bat in the last rotation through the batting order).
- One player can be used from another team in Major League 50/70 or League below as a substitute during the season to provide a nine-player Team. A Team with substitutes cannot have more than nine players active for a game. All regular players have priority to play over substitutes and no substitutes are allowed to play if it means that the Team will have 10 or more active players. They must play the outfield
- Alternate players can be used in the field from the opposing team when enough players are not available to play a game. It must be the last players who made the last three outs. They must play the outfield.
- Substitute players must bat at the bottom of the order and play the outfield.
- Substitute players are **not** permitted in the play-offs.

- Coaches and umpires should keep the game moving along expeditiously as possible, especially during evening games when the daylight could limit the number of innings played. It is the discretion of the umpires to determine if “unnecessary” time is being taken which is delaying the game. (i.e. repeated trips to the mound by the catcher, long intervals between innings, etc.) The umpire will call for the resumption of play to keep the game moving.
- Six innings is the length of a game. Extra innings will be played if time permits.

4. Time

- No inning can start 20 minutes before the next scheduled game
- Four complete innings constitutes a complete game
- Late players are put at the bottom of the line up and bat when that position comes around again
- A game can start and be played with 8 fielders if both sides agree to do so. The late players can be added using the late rule. If the other team does not agree then the short team can use its first right of refusal and have the game rescheduled or play a man short. All players still bat regardless of players on the field. The managers have 10 minutes after starting time to decide

5. Safety

- Players must slide at 2nd, 3rd and home or avoid contact. Otherwise the player is out. If the defense is blocking without the ball on its way to the base then interference will be called.
- MANDATORY CUP REQUIRED. Any male player without a cup will not be allowed on the field of play.
- Only one player should be in the on deck circle. All other players must be in the dug out. No practice swings outside the on deck cage is allowed.
- No suicide squeeze steals to home plate

6. Conduct

- There will be no arguing with the umpire. You may ask for clarity regarding a call, but if you don't agree, you may not argue the call beyond expressing your side/opinion. There will be a NO TOLERANCE RULE. Whatever the final outcome, the umpire will have final say.
- There will be no protests; however, any matters may be brought to the Executive Board for discussion after the matter to discuss the merits of the disagreement.

7. Make-Up Games

- The home team has 4 days to tell the league director of any rainouts or partial games that need to be made up. If they do not they will be given a loss.
- The league director coordinates with the master schedule to select a new time
- Each team has the right to refuse **one** time. The team that can't make it the third time gets a loss. If neither team can make it they both get loses and game is not played.
- If a team cancels a regularly scheduled game, that team has used up it's one right of refusal.

8. General Rules

- Six innings per game will be played. If time is available per time limit an extra inning can be played in event of a tie score after 6 innings played.
- Everybody will play a minimum of three innings per game with unlimited substitution. Once the pitcher leaves the game, he/she can re-enter the game anywhere defensively except as a pitcher.
- The batting order will consist of everyone listed on the team hitting consecutively.
- 9 players (3 outfielders) in the field
- Alternate players can be used in the field from the opposing team in Major 70 when enough players are not available to play a game. It must be the last players who made the last 3 outs. They must play the outfield.
- All rules of this league not addressed in local rules will be addressed in the Cal Ripken Rules most current edition.

Major 60

1. Pitching Rules

- Six innings per week maximum with no more than three innings in one game. One pitch will constitute an inning. The pitching starts Monday through Sunday; 1 pitch constitutes 1 inning.
- A pitcher who pitches more than 2 innings in a game must rest for 2 days before pitching again
- If a pitcher hits two batters in one inning or 3 batters in one game he must be removed from pitching
- NO CURVE BALLS. First time the umpire shall issue a warning, Second time they are removed from pitching.
- Once the pitcher leaves the game, he/she can re-enter the game anywhere defensively except as a pitcher.

2. Time

- Game will last 6 innings. No inning can start 30 minutes before the next scheduled game
- Everybody will play a minimum of three innings per game with unlimited substitution. Once the pitcher leaves the game, he/she can re-enter the game anywhere defensively except as a pitcher.
- The batting order will consist of everyone listed on the team hitting consecutively. Four complete innings constitutes a complete game

3. Safety

- Players must slide at 2nd, 3rd and home or avoid contact, otherwise the player is out. If the defense is blocking without the ball on its way to the base then interference will be called.
- MANDATORY CUP REQUIRED. Any male player without a cup will not be allowed on the field of play.
- Only one player should be in the on deck circle. All other players must be in the dug out. No practice swings outside the on deck cage is allowed.

4. General Rules

- Six innings per game will be played. If time is available an extra inning can be played in event of a tie score after 6 innings played.
- Late players are put at the bottom of the line up and bat when that position comes around again
- The batting order will consist of everyone listed on the team hitting consecutively.
- 10 players 4 outfielders, in the field. The game can be played with a minimum of 8 players.
- Maximum of 6 runs can be scored in an inning. Side changes after 6 runs are scored. This rule does not apply in the playoffs and there will be no maximum runs per inning in the playoffs
- Alternate players can be used in the field from the opposing team in Major 60 when enough players are not available to play a game. It must be the last players who made outs. They must play the outfield.
- All rules of this league not addressed in local rules will be addressed in the Cal Ripken Rules most current edition.

Minors AAA

1. Pitching Rules

- Six innings per week maximum with no more than three innings in one game. One pitch will constitute an inning. The pitching starts Monday through Sunday; 1 pitch constitutes 1 inning
- If a pitcher hits two batters in one inning or 3 batters in one game he must be removed from pitching
- A pitcher who pitches more than 2 innings in a game must rest for 2 days before pitching again
- Once the pitcher leaves the game, he/she can re-enter the game anywhere defensively except as a pitcher.
- After 4 consecutive walks in an inning the pitcher shall be replaced. This pitcher is allowed to re-enter as a pitcher in subsequent innings and will be charged with those innings.

2. Time

- The game will last 6 innings. No inning can start 30 minutes before the next scheduled game
- Everybody will play a minimum of two innings per game in the infield, not sit out more than once until everyone on the team sits out an inning.
- There is unlimited defensive substitution.
- The batting order will consist of everyone listed on the team hitting consecutively. Four complete innings constitutes a complete game

3. Safety

- Players must slide at 2nd, 3rd and home or avoid contact. Otherwise the player is out. If the defense is blocking without the ball on its way to the base then interference will be called.
- MANDATORY CUP REQUIRED. Any male player without a cup will not be allowed on the field of play.
- Only one player should be in the on deck circle. All other players must be in the dug out. No practice swings outside the on deck cage is allowed.

4. General Rules

- Six innings per game will be played. If time is available, an extra inning can be played in event of a tie score after 6 innings played.
- Late players are put at the bottom of the line up and bat when that position comes around again
- The batting order will consist of everyone listed on the team hitting consecutively.
- 10 players in the field. The game can be played with a minimum of 8 players.
- Maximum of 5 runs can be scored in an inning. Side changes after 5 runs are scored. This rule does not apply in the playoffs and there will be no maximum runs per inning in the playoffs
- Alternate players can be used in the field from the opposing team in Minors AAA when enough players are not available to play a game. It must be the last players who made outs. They must play the outfield.
- All rules of this league not addressed in local rules will be addressed in the Cal Ripken Rules most current edition.

Minors AA

1. Pitching Rules

- A pitcher can pitch 6 innings a week, 3 per game maximum. Week starts Monday through Sunday; 1 pitch constitutes 1 inning
- A pitcher who pitches more than 2 innings in a game must rest for 2 days before pitching again
- Once the pitcher leaves the game, he/she can re-enter the game anywhere defensively except as a pitcher.
- If a pitcher hits two batters in one inning or 3 batters in one game he must be removed from pitching
- After 4 consecutive walks in an inning the pitcher shall be replaced
- Prior to May 15th the rubber can be placed in front of the mound. After May 15th the rubber will be placed at regulation 46'. If there is an obvious, mutually agreed upon safety issue, pitching distance must be changed.

2. Time

- The game will last 6 innings. No inning can start 30 minutes before the next scheduled game

3. Safety

- Players must slide at 2nd, 3rd and home base to avoid contact. Otherwise, the player is out. If the defense is blocking without the ball on its way to the base then interference will be called.
- MANDATORY CUP REQUIRED. Any male player without a cup will not be allowed on the field of play.
- Only one player should be in the on deck circle. All other players must be in the dug out. No practice swings outside the on deck cage is allowed.

4. Stealing

- When stealing the ball must cross the front of home plate before the runner can leave the base. The runner will be sent back if he leads or leaves early.
- Only one base can be stolen at a time. The runner can not advance from 2nd to 3rd base on an overthrow by the catcher
- No stealing of home is permitted.
- A batter cannot advance after walking (e.g., a catcher holds onto the ball and the batter continues running from first to second base).

5. General Rules

- Late players are put at the bottom of the line up and bat when that position comes around again
- Everybody will play a minimum of two innings per game in the infield, not sit out more than once until everyone on the team sits out an inning.
- Unlimited defensive substitution is allowed.
- Once the pitcher leaves the game, he/she can re-enter the game anywhere defensively except as a pitcher.
- The batting order will consist of everyone listed on the team hitting consecutively.
- 10 players (4 outfielders) maximum in the field. The game can be played with a minimum of 8 players.
- On an overthrow you can attempt to advance one base only (except for stealing refer to stealing rules)
- A player on 3rd base can only go home on a batted ball or if they are forced in
- Maximum of 5 runs can be scored in an inning. Side changes after 5 runs are scored
- Alternate players can be used in the field from the opposing team in Minors AA when enough players are not available to play a game. It must be the last players who made outs. They must play the outfield.
- The Infield Fly rule will not be enforced
- No Tagging Up
- All rules of this league not addressed in local rules will be addressed in Cal Ripken Division Rules most current edition.

Rookie 2

1. Pitching Rules

- Prior to May 15th, pitching will be from a Louisville Slugger spring loaded pitching machine. If the pitching machine fails or is otherwise unavailable, pitching will be adult soft overhand pitch.
- The pitching machine should be set up in front of the mound and initially set to 25-30mph.
- Pitcher should move the ball back and forth depending on the ability of the batter. Try to build confidence in the hitter by letting him hit the ball.
- The batter is out after three swinging strikes (batter continues to bat on foul tips)
- On and after May 15, players will begin to pitch.
 - The rubber can be placed in front of the mound at the discretion of player and coach. If there is an obvious, mutually agreed upon safety issue, pitching distance must be changed.
 - A pitcher can only pitch 2 innings per game
 - The umpire will call balls and strikes when a child is pitching. Only Strikes will be called when the coach is pitching
 - After three walks in an inning and the pitcher is removed for the inning and the inning will continue with a coach pitching to his own team.
 - If a pitcher hits two batters the inning he/she is removed for the inning and the inning will continue with a coach pitching to his own team.
 - If a pitcher hits three batters in the game he/she is replaced by the coach
 - Umpires will be using a wider strike zone - encourage your players to swing at a close pitch.

2. Time

- The game will last 6 innings conditions permitting.
- Cal Ripken league rules recommend a 14 game season. All team will be schedule two games a week from opening day until the weekend prior to the end of school in June. As this may exceed the required 14 games, no make-up games are necessary if your team meets the minimum requirement. However, if you want to play, coordinate with the other manager and schedule a filed from the league scheduler.
- Late players are put at the bottom of the line up and bat when that position comes around again

3. Safety

- Safety of the child should be a major concern. Do not play a child where you feel they could be hurt. Be fair but be smart
- It is recommended that all male players wear a cup. However, it is mandatory for any male player who plays the catcher position to wear a cup.

4. Rotation

- All players must rotate positions with no more than two times in the same position. All players must play a minimum of 2 inning in the infield. It is important to expose a player to all the positions. Knowing how to play more then one position might keep them off the bench.
- If necessary, a player may sit out one inning but should not sit out a second inning until all players have sat out one inning.
- All players will remain in the batting order at all times.
- 10 players in the field. The game can be played with a minimum of 8 players.

5. General Rules

- The hitter can advance extra bases as long as the ball is hit into the outfield. The runner must stop advancing once the ball is returned to the infield. There are no errors, no stealing, no tagging up
- There will be a maximum of 5 runs scored and the sides will change. Scoring is for the purpose of stopping any runaway innings and keeping the game moving. This is still an Instructional League and teaching is the priority. No way should the coaches put any emphasis on the score. There are no winners or losers. Everybody gets the same trophy at the end of the year.
- Stealing of bases is not permitted

Rookie 1

1. Pitching Rules

- Pitching will be from a Louisville Slugger spring-loaded pitching machine. If the pitching machine fails or is otherwise unavailable, pitching will be adult soft overhand pitch.
- The pitching machine should be set up in front of the mound and initially set to 20mph. If coach pitching is required, the coach will be able to stand no closer than 35 feet from the plate or as needed to let the batter hit the ball.
- After 3 strikes the tee should be used. Hitting the ball keeps the fielders alert and learning. Watching everybody strike out is boring and does not teach anybody anything.

2. Time

- The game will last 5 innings with no inning starting past the two-hour point.
- Cal Ripken league rules recommend a 14 game season. All team will be schedule two games a week from opening day until the weekend prior to the end of school in June. As this may exceed the required 14 games, no make-up games are necessary if your team meets the minimum requirement. However, if you want to play, coordinate with the other manager and schedule a filed from the league scheduler.

3. Safety

- Safety of the child should be a major concern. Do not play a child where you feel they could be hurt. Be fair but be smart.
- It is recommended that all male players wear a cup. However, it is mandatory for any male player who plays the catcher position to wear a cup.

4. Rotation

- There will be 10 players on the field (left and right center). Put the outfielders in the correct position. Standing by second base is not a position.
- All players will play the infield at least twice a game. Third base is good for someone with less ability.
- All players must rotate positions with no more than twice in the same position. At this level it is important to expose the player to different positions. Having the ability to play more than one position will keep them off the bench when they get older.
- If a player must sit out, it should be no more than one inning per game. Sitting out is part of the game and the players have to get used to it.

5. General Rules

- All players will be in the batting order with no regard to fielding position.
- 7 batters will bat with no regard to fielding outs. If a player is clearly out they are to go to the bench but play continues until all 7 batters have been up. A close call goes to the runner. Play each batter as if it were only one out. (hold runners on a fly ball)
- Score should not be a focus - teaching should be!
- A hitter can advance to extra bases as long as the ball is hit into the outfield and until it is throw back in anywhere in the dirt area. No advances on errors and no stealing.

6. SECOND HALF RULE CHANGES Starting in Mid-May: These are the rules that will be changed to advance the players to the next level. All of the previous rules apply unless stated.

- Fielding outs will now count. Three outs and the side change. Otherwise, there will be a maximum of 7 batters and the side changes.
- This means that runs will now be scored. This opens up a completely new attitude, the attitude of winning. Winning is what everyone wants but there will be plenty of time for that when they reach the upper levels. It must be priority to teach the players. They will win more than their share if they know how to play the game. No way should the coaches put any emphasis on the score.

T-Ball

For many kids T-Ball is their first exposure of any kind to a team game, and definitely their first time playing baseball. For the kids it's just a day out with their friends. They would probably be just as happy to play on the swings as play baseball. The job of the manager and coaches is to make the game fun and to teach the basics of baseball. This will hopefully be the beginning of many happy baseball years. If they don't enjoy it at this level they will not want to come back. For that reason, competition is not to be introduced. Teaching and fun are the top priorities. It is critical to apprise the players and their parents of the true spirit of T-Ball. These rules are based on keeping the kids involved and keeping competition out of the game. This is what should be taught:

1. Running to first base. There will be many players that will not know where first base is. Show them how to run through the base and not to stop.
2. Swinging a bat. Show them how to hold the bat, choke up, where to stand, and how to swing.
3. Field positioning. Tell them the position name, where to stand, and what their responsibilities.
4. Throwing. Show them how to stand to follow up their throw. Get them to throw straight distance will come later.
5. Catching the ball is something most of the players may not do with any consistency until the following year. Do not get discouraged. Get them to keep their glove open and not be afraid of the ball.

1. Pitching

No pitching until June games. Once pitching is introduced in June, it is to be by an adult only and by overhand only. Distance from the plate should be at the Manager's discretion based on the need to let the players hit the ball. It is important to build confidence that the ball can be hit. Be careful because that ball can come back fast. Managers are to pitch to their own Team. Each player will get three strikes and then hit off the Tee.

2. Time

The game will last 4 innings. It is very important to play 4 innings so that each player gets a chance to play infield positions twice in each game. Cal Ripken league rules recommend a 14 game season. All teams will be scheduled two games a week from opening day until the weekend prior to the end of school in June. As this may exceed the required 14 games, no make-up games are necessary if your team meets the minimum requirement. However, if you want to play, coordinate with the other manager and schedule a file from the league scheduler.

3. Safety

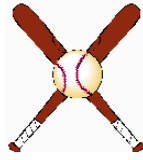
Safety of the child should be a major concern. Do not play a child where you feel they could be hurt. Be fair, but be smart.

4. Rotation

- There will be up to 10 players total on the field, (5 infields and 5 outfield).
- All players must play the infield at least twice in a game. Third base is a good spot for someone who may not have the ability just yet.
- All players must rotate positions with no more than twice in one spot. At this level, it is good to expose the players to several positions. Having a choice when they get older may keep them playing.
- The teams are kept small so that all players will play each inning. If a player must sit out at an inning, it should be no more than once a game but no more than two.

5. General Rules

- All players will be in the batting order with no regard to fielding position.
- Seven (7) batters will bat with no regard to fielding outs. It is not necessary to bat every player in an inning – it is more important to play the full four innings and rotate the players. If a player is clearly out, they should be encouraged to go to the bench. Play continues until all 7 batters have been up. A close call goes to the runner. The coaches should in no way put any emphasis on scoring.
- The player will advance one base per batter. No advances on errors and no stealing.



READINGTON TOWNSHIP JUNIOR BASEBALL LEAGUE

P.O. Box 568
Whitehouse Station, NJ 08889-0568
readingtonbaseball.com

GRIEVANCE FORM

This form is to be used by umpires, managers, coaches and parents who wish to formally report an inappropriate incident. By filing this report you will initiate a formal review of this incident which may require your testimony. Reports that cannot be verified will not be processed. The Executive Board will investigate the incident and determine what, if any, further steps need to be taken. You will receive a written reply to your grievance by the Executive Board.

Date of Incident _____ Field _____ League Level _____

Name of Teams: Team 1 _____ Team 2 _____

Managers: Team 1 _____ Team 2 _____

Umpires: Plate _____ Field _____

Witnesses: _____

Describe the incident: (include names)

What action would you like the Executive Board to consider?

Please sign and print your name. Reports that cannot be verified will not be processed.

Print Name: _____ Sign: _____

Phone #: _____ Date: _____

Mail to the Above Address



READINGTON TOWNSHIP JUNIOR BASEBALL LEAGUE

P.O. 568

Whitehouse Station, NJ 08889-0568

www.readingtonbaseball.com

FEEDBACK FORM

If you have any ideas, suggestions, concerns or comments (positive or negative) that you would like the Executive Board and Voting Council to know and/or consider, please write it below and send it to us.

Thank you for your time and support of RTJBL.

Comments (describe your concern or share with us what you like):

Recommendation (tell us what you think we should consider):

Name (optional): _____



2009 - Managers and Assistant Coaches Responsibilities

Section 1: Managers: It is the responsibility of the Team Manager more than any other single individual to make this program a success....

1st Year Baseball Manager	2nd Year Baseball Manager	3rd Year Baseball Manager	4th Year Baseball Manager	5th Year Baseball Manager
Review Article XI in RJBL By-Laws - Managers and Assistant Coaches Responsibilities	All duties of 1st year Manager ...plus	All duties of 2nd year Manager ...plus	All duties of 3rd year Manager ...plus	All duties of 4th year Manager ...plus
Responsibilities include getting acclimated to the League/Committee members/League and Board of Directors.	Volunteer for an Assistant position to League Director or a Committee Member Position	Volunteer to become a League Director and help support the Managers and players in your division.	Volunteer for an Assistant Committee Member Position or Board Member Position	Volunteer/elect into a Committee Member Position or a Board Member Position
Attend all meetings or have a representative present for all meetings. Volunteer to help with all activities such as "Clean up Day" and Summer Tournament.	Help with needed duties before, during and after season; such as Rail Road Ave. Clean up day, raise tent and lower tent, and participate in various needed activities during the Readington Summer tournament.			
Coordinate the distribution and return of RJBL Lottery FundRaiser in a timely fashion.				
Coordinate the promotion of the RJBL Dinner Dance. Try to sponsor a "team table."				



The League Directors

There are 8 League Directors who are responsible for working with coaches in their respective Divisions to assure the League is run in accordance with the League By-Laws and philosophies.

Their duties include:

- Attending player drafts along with the draft commissioner as defined in the League Draft Rules
- Reviewing League Rules with the coaches and making sure they are enforced
- Ensuring fundraiser material and funds are returned to the Fundraiser Chairperson from each manager in their league. Lottery AND Dinner Dance.
- Conducting at least one status meeting with Team Managers in the first 30 days of the season to discuss any concerns
- Attending at least 1 game for each coach in their League to observe the Manager's conduct and Managerial skills
- Providing an end of year status report to the Exec. VP of Operations including recommendations
- Participating on the Management Selection Committee during the following year (unless they are applying for a managers position in that league)
- Making sure Managers present trophies to their teams at the season's end
- Making sure Managers present sponsors their plaques
- Making sure Managers return equipment at the end of the year
- Communicating key dates to Managers and confirm that they will be at or be represented at the mandatory League meetings.