



SCOREKEEPING

SCOREKEEPING

101

An easy to follow Clinic for beginners & veteran score keepers

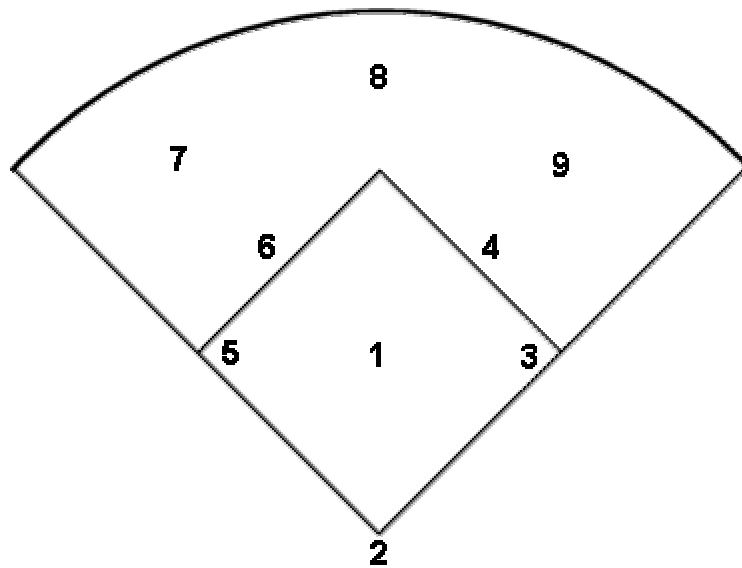
Scorekeeping 101

Game Data

once you've familiarized yourself with the scorecard layout, it is time to start filling it in. Normally at the top you'll find places to log information such as team names, date, and time. Some scorecards also contain spaces for location, temperature, weather, team win-loss records, and several other statistics. Some cards will even provide space for umpire and coach names. Fill in as much as you want, **but be sure to fill in the team names, date, and time.** If you don't, you won't know what game you were scoring when you find the scorecard in the bottom of a drawer a few months later.

Player Data

next, find where you'll be entering player data. This will be a grid with inning numbers and other designations running across the top and spaces for the players' names, numbers and positions down the side. Fill these in when the batting order is announced. Before entering the player positions, you should be aware of one standard way of recording them. Instead of alphabetic abbreviations, most people assign numbers to the positions. The standard position numbers are shown below.



1 - Pitcher; 2 - Catcher; 3 - 1st Base; 4 - 2nd Base; 5 - 3rd Base; 6 - Shortstop; 7 - Left Field; 8 - Center Field; 9 - Right Field

A designated-hitter is represented by "DH".

These numbers are easy to remember if you start with the pitcher and then work your way around the bases. The only hitch is the shortstop. You would think that the numbers for shortstop and third base should be reversed. One explanation that I've read was that the shortstop was not originally considered part of the infield. It was originally part of the outfield as a "short fielder." I don't know if this is true or not, but it does explain the number system.





Finally, you'll notice an area where you can register the statistical totals. Some of these, such as runs and hits, are totaled after each half-inning. Others, such as player and team totals, are tallied after the game has been played. We'll discuss this section later.

Scorekeeper Shorthand

Scorekeeping is accomplished by a sort of "shorthand," which is basically a combination of position numbers and abbreviations. Refer to the "[Scoring Abbreviation](#)" page to see some common numbers and abbreviations used throughout a game.


Batter Up!

Let's see what we need to do as each player has his turn at bat. We'll confine ourselves to the top of the lineup.


#	Player	Pos	1
9	Smith, J.	8	
		Sub	
29	Lawson, A.	4	
		Sub	
17	Henry, D.	2	
		Sub	
33	Jones, T.	9	
		Sub	

If you've familiarized yourself with the position numbers, you'll see that the center fielder, second baseman, catcher, and right fielder are the first batters up.

Smith singles to center field. A lot of pre-printed scorecards will have a diamond representing the field in the middle of each box. To mark Smith's single, we'll darken the line from home to first and place a 1B next to it. Many people also like to draw a line to show where the batter hit the ball.

9	Smith, J.	8	
		Sub	

Lawson's up next and he strikes out swinging. A "K" is placed in his box to indicate that he struck out. If it was a called strike three, a backwards "K" (strike out looking) would be placed in the box. A circled "1" is also placed in the box to indicate that it is the first out.

29	Lawson, A.	4	
		Sub	

Henry is batting next, but while he is batting Smith manages to steal second. The line from first to second should be darkened and an "SB" along with a number to indicate who was at bat is written to indicate that Smith stole second during Henry's plate appearance. I like to use the player's jersey number for this. It makes it easier for me to keep track of things. Other people use the player's position number. So, I could have just as easily written "SB2" instead of "SB17". If Henry hit or sacrificed the batter over to second, you would place just the uniform or player number next to the path from first to second to show how Smith got to there.

9	Smith, J.	8	
	<i>Sub</i>		

Henry manages to draw a walk. The line from home to first is darkened and either a "BB" or "W" is written to indicate the walk. I prefer to use BB for "Base on Balls."

17	Henry, D.	2	
	<i>Sub</i>		

Jones is now at bat and hits it to the short stop who tosses it to the second baseman who tags the bag to get Henry out. The second baseman then throws to first to get Jones out. A classic 6-4-3 double play, which is what, is written in Jones' box. Of course, both outs must be recorded. So a line is drawn halfway between first and second in Henry's box and is marked with a '33' to indicate that Jones was the batter. A circled '2' is also entered to indicate that Henry was the second out.

17	Henry, D.	2	
	<i>Sub</i>		

In Jones' box a 6-4-3 is written along with a 'DP' for the double play and a circled '3' to indicate the third out. A 'DP' could also have been entered in Henry's box to indicate that he was caught up in the double play as well. One other method is to draw a line connecting the two boxes.

33	Jones, T.	9	
	<i>Sub</i>		

The '6-4-3' above is an example of how all players who were involved in putting the runner out are given credit.

Since this is the third out, a slash is drawn across the lower right-hand corner of Jones' box to indicate the end of the inning. This is what the scorecard should look like after the first half-inning.

#	Player	Pos	1
9	Smith, J.	8	
		Sub	
29	Lawson, A.	4	
		Sub	
17	Henry, D.	2	
		Sub	
33	Jones, T.	9	
		Sub	

Obviously, the above was just a small example.

Take a Swing

hopefully, the above examples will give you an idea about how scorekeeping is done. Also, don't be afraid to experiment. What works best for others may not be best for you.

Later in the game...

I've never seen a game where at least one substitution was not made. There are many reasons to replace a starter: pitchers get tired, batters aren't hitting, players get injured, someone's ejected, or the manager makes a strategic move. Whatever the reason, sooner or later you're going to have to mark a substitution on your scorecard.

So, how do you do this? It depends on the substitution.

For Pitcher substitutions, I draw a line between the last scorebox of the previous batter and the first scorebox of the new batter.

#	Player	Pos	8
9	Smith, J.	8	
		Sub	
29	Lawson, A.	4	
3	Kitt, W.	PH	
		Sub	

Kitt pinch hits for Lawson

At the top of every inning column place the number of the Pitcher or Pitchers that pitched in that inning.

Now that the game is over, you can tabulate all the data you've compiled. If you haven't been keeping up with it during the game, now is the time to add up the statistics for each inning: runs, hits, errors, passed balls, and men left on base. You can also add up the data for each pitcher: innings pitched, batters faced, strikeouts, walks, hits, runs, earned runs, wild pitches, batters hit, and balks. Professionally printed scorecards may contain several fields to tally a batter's performance: at-bats, runs, hits, singles, doubles, triples, home runs, runs batted in and others. It's up to you to decide how much you want to do.

If you want to learn the formulas for calculating batting average, earned-run average, on-base percentage, or several other stats, check out the back of the scorebook, you may also input all the stats into the stats Entry page at www.wallbb.org and the website will figure all averages out and place it on your team's roster sheet per game.

Finally

the official scorekeeper must prove the official box score, which is what becomes part of the official record. Game sheets are provided to all Umpires prior to the game, **the HOME Team** is responsible for filling these sheets out accurately and correctly. Use all the information obtained from your score sheet to compile information on the game sheet. You can fill out the game sheet at the end of a game or as you go through the game, the more you get used to it the easier it gets. Remember if you place the score in the wrong boxes the game might be posted and scored wrong, and the winning team might be logged as a loss.

Scorekeeping Abbreviations

<u>How on Base</u>		<u>Positions</u>	
1B	Single	1	Pitcher
2B	Double	2	Catcher
3B	Triple	3	First Base
BB or W	Walk	4	Second Base
E	Error	5	Third Base
FC	Fielder's Choice	6	Short Stop
HBP or HP	Hit by Pitch	7	Left Field
HR	Home Run	8	Center Field
I	Interference	9	Right Field
IW	Intentional Walk	DH	Designated Hitter

<u>Outs</u>		<u>Other Symbols</u>	
CS	Caught Stealing	BK	Balk
DP	Double Play	PB	Passed Ball
F	Fly Out	WP	Wild Pitch
FO	Foul Out		
G	Ground Out		
K	Strikeout Swinging		
backward 'K'	Strikeout Looking		
L	Line Out		
SF	Sacrifice Fly		
SH	Sacrifice Hit (Bunt)		
TP	Triple Play		
U	Unassisted Put Out		

Pitcher Abbreviations

BALK	Balks
BB	Walks
BF	Batters Faced
ER	Earned Runs
H	Hits
HBP	Hit by Pitch
IP	Innings Pitched
K	Strikeouts

R	Runs
W-L	Win/Lose
WP	Wild Pitch

